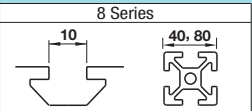


# Tabbed Brackets - For 1 Slot

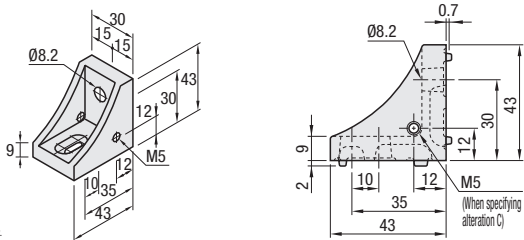
For 8 Series (Slot Width 10mm) Aluminum Extrusions



■ **Features:** Brackets with Slotted Hole on one side. Hex Socket Head Cap Screws with Captured Washer can be used for mounting without interference between screw heads.

■ **Brackets with Slotted Hole on One Side**

**HBLFSH8**



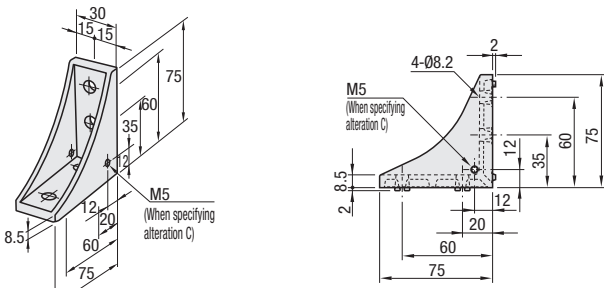
Material: EN AC-46100 Equiv.

Part Number	Mass (g)	Applicable Screw		T Nut		Allowable Load (N)	Unit Price 1~99 pc(s).	Volume Discount Rate 100~200
		Screw	Quantity	T Nut	Quantity			
HBLFSH8	52	CBM8-20	2	HNTT8-8	2	2058		

■ **Features:** Brackets with two mounting holes on one side can connect extrusions more securely.

■ **Tabbed Reversal Brackets**

**HBLFSSW8**



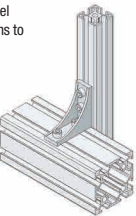
Material: EN AC-46100 Equiv.

Part Number	Mass (g)	Applicable Screw		T Nut		Allowable Load (N)	Unit Price 1~99 pc(s).	Volume Discount Rate 100~200
		Screw	Quantity	T Nut	Quantity			
HBLFSSW8	105	CBM8-20	4	HNTT8-8	4	3087		



Example

Can be connected in parallel and perpendicular directions to the extrusion slot.



Ordering Example

Part Number  
HBLFSSW8



Alterations

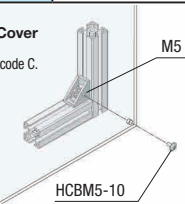
Part Number - (C, SET, SST, SEU, SSU, SEP, SSP, SEC)  
HBLFSSW8 - SET

Alterations	Code	Spec.	Applicable Bracket
Mounting Hole Alteration for Cover	C	Adds taps on a bracket for cover mounting. (M5 on Both Sides) (Mounting Screw HCBM on P.754)	HBLFSH8
		Tapped Hole Position	HBLFSSW8



Example

■ **Example of Cover Mounting**  
• Specify alteration code C.

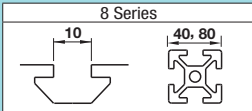


Alterations	Code	Spec.	Applicable Bracket
Applicable Screws and Nuts Set	SET SST (Stainless Steel) SEU (Pre-Assembly Insertion Spring Nuts) SSU (Pre-Assembly Insertion Spring Nuts Stainless Steel) SEP (Post-Assembly Insertion Spring Nuts) SSP (Post-Assembly Insertion Spring Nuts Stainless Steel) SEC (Screws with Captured Washer and Nuts)	Applicable screws and nuts for fixing the brackets on extrusions come in a set. (Adds to the bracket price.) (Ex.) When HBLFSSW8 is specified: Code Screw Nut SET CBM8-20 HNTT8-8 SST SCB8-20 HNTTSN8-8 SEU CBM8-20 HNTU8-8 SSU SCB8-20 SHNTU8-8 SEP CBM8-20 HNTT8-8 SSP SCB8-20 SHNTT8-8 SEC HCBST8-24 HNTT8-8 ⚠ When specifying other than HBLFSSW8, check for the applicable screws and nuts.	HBLFSH8
			HBLFSSW8

⚠ Included Screw is not RoHS compliant when -SET, -SEU or -SEP are specified.

# Extruded Brackets - For 1 Slot

For 8 Series (Slot Width 10mm) Aluminum Extrusions



■ **Features:** Perpendicularly machined type Extruded Brackets with tabs to fit extrusions. Brackets with tabs to fit in slots of extrusions and stop rotating when tightening.

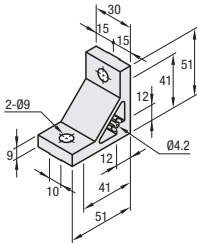
■ **Thick Brackets (Perpendicularly Machined)**

Part Number	Perpendicularity K
HBKTS8	0.03
HBKTS8	
HBKTSB8 (Black Anodize)	0.06

**HBKTS8**  
**HBKTS8**  
**HBKTSB8**  
(Black Anodize)



Type	Material	Surface Treatment
HBKTS8	EN AC-51400-T5 Equiv.	Anodize
HBKTSB8		Black Anodize



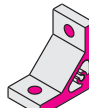
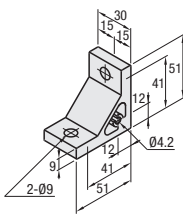
Part Number	Mass (g)	Applicable Screw	T Nut	Quantity	Quantity	Allowable Load (N)	Unit Price 1~99 pc(s).	Volume Discount Rate 100~200
HBKTS8	65.8	CBM8-20	2	HNTT8-8	2	2058		
HBKTS8								
HBKTSB8* (Black Anodize)								

\* For repairing black anodizing, refer to P.846.

■ **Features:** Aluminum Extruded Brackets. Designed to prevent dust from building up with good appearance.

■ **Thick Brackets**

**NBLTS8**  
**HBKTS8**  
**HBKTSB8**  
(Black Anodize)  
**CHBLTS8**  
(Clear Coating)



⚠ Both sides and screw holes of NBLTS8 is not anodized.

Type	Material	Surface Treatment
NBLTS8	EN AW-6063-T5 Equiv.	Anodize ⚠
HBKTS8		Black Anodize
HBKTSB8		Black Anodize
CHBLTS8	EN AC-51400-T5 Equiv.	Clear Paint Anodize + Clear Paint

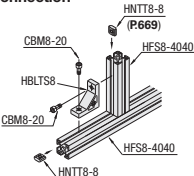
Part Number	Mass (g)	Applicable Screw	T Nut	Quantity	Quantity	Allowable Load (N)	Unit Price 1~99 pc(s).	Volume Discount Rate 100~200
NBLTS8	65.8	CBM8-20	2	HNTT8-8	2	2058		
NBLTS8								
NBLTSB8* (Black Anodize)								
CHBLTS8 (Clear Coating)	66							

\* For repairing black anodizing, refer to P.846.



Example

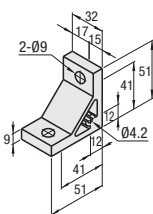
■ **Example of Extrusion Connection**  
Connection with Thick Bracket



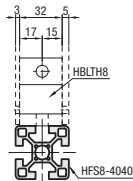
■ **Features:** Hole positions are offset. Can be combined with plates of 3mm and 5mm thickness when using taps for mounting covers.

■ **Eccentric Brackets**

**HBLTH8**



Example



⚠ They can be combined with cover plates of thickness 3mm and 5mm.

Material: EN AC-51400-T5 Equiv.  
Surface Treatment: Anodize

Part Number	Mass (g)	Applicable Screw	T Nut	Quantity	Quantity	Allowable Load (N)	Unit Price 1~99 pc(s).	Volume Discount Rate 100~200
HBLTH8	68	CBM8-20	2	HNTT8-8	2	2058		



Ordering Example

Part Number  
HBLTH8



Alterations

Part Number - (C, SET, SST, SEU, SSU, SEP, SSP, SEC)  
HBLTH8 - SET

Alterations	Code	Spec.	Applicable Bracket
Mounting Hole Alteration for Cover	C	Adds taps on a bracket for cover mounting. (M5 on Both Sides) (Mounting Screw HCBM on P.754)	HBKTS8
			NBLTS8
			HBLTS8
			CHBLTS8
			HBLTH8

Alterations	Code	Spec.	Applicable Bracket
Applicable Screws and Nuts Set	SET SST (Stainless Steel) SEU (Pre-Assembly Insertion Spring Nuts) SSU (Pre-Assembly Insertion Spring Nuts Stainless Steel) SEP (Post-Assembly Insertion Spring Nuts) SSP (Post-Assembly Insertion Spring Nuts Stainless Steel) SEC (Screws with Captured Washer and Nuts)	Applicable screws and nuts for fixing the brackets on extrusions come in a set. (Adds to the bracket price.) (Ex.) When HBLTS8 is specified: Code Screw Nut SET CBM8-20 HNTT8-8 SST SCB8-20 HNTTSN8-8 SEU CBM8-20 HNTU8-8 SSU SCB8-20 SHNTU8-8 SEP CBM8-20 HNTT8-8 SSP SCB8-20 SHNTT8-8 SEC HCBST8-24 HNTT8-8 ⚠ When specifying other than HBLTS8, check for the applicable screws and nuts.	HBKTS8
			HBKTS8
			HBKTSB8
			NBLTS8
			HBLTS8
			HBLTSB8
			CHBLTS8
			HBLTH8

⚠ Screws for black anodized brackets are HCBMTB (Trivalent Chromate Black) on P.751.  
⚠ Included Screw is not RoHS compliant when -SET, -SEU or -SEP other than black anodized brackets is specified.