


Panel Brackets - Plastic / Panel Clamping Brackets

Panel Brackets Aluminum Type

Panel Brackets - Plastic



Material: Polyamide

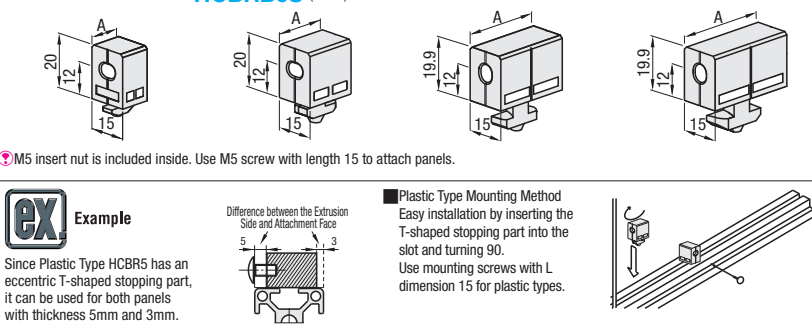
RoHS10

HCBR5 (Light Gray)
HCBRB5 (Black)

HCBR6 (Light Gray)
HCBRB6 (Black)
HCBRB6S (Black)

HCBR8 (Light Gray)
HCBRB8 (Black)

HCBR8-45 (Light Gray)
HCBRB8-45 (Black)



M5 insert nut is included inside. Use M5 screw with length 15 to attach panels.

Example


Since Plastic Type HCBR5 has an eccentric T-shaped stopping part, it can be used for both panels with thickness 5mm and 3mm.

Plastic Type Mounting Method
Easy installation by inserting the T-shaped stopping part into the slot and turning 90. Use mounting screws with L dimension 15 for plastic types.

Part Number		Mass	A	Difference between the Extrusion Side and Attachment Face	Unit Price	Volume Discount Rate
Type	No.				1 ~ 9 pc(s).	10
HCBR HCBRB	5	4.3	12	3 or 5		
	6	6.8	20	5		
	6S	6.0	24	3		
	8	10.9	30	5		
8-45*	13.2	35	5			

* Select No. 8 for 45 Square Light type (HFSL8-45) series.

Panel Clamping Brackets



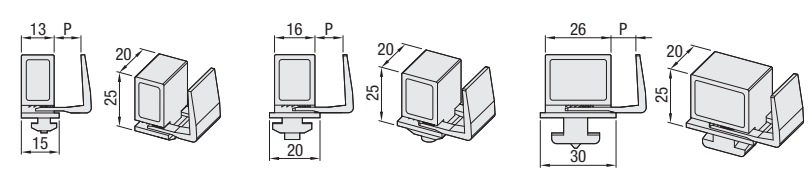
Material: Polyamide

RoHS10

HCBS5

HCBS6

HCBS8



HCBS8 is commonly used for 8 Series and 8-45 Series. Panel thickness is adjustable by moving P part.


Part Number		Mass	P	Unit Price	Volume Discount Rate
Type	No.		Applicable Panel Thickness	1 ~ 9 pc(s).	10
HCBS	5	2.6	3~5		
	6	3.9			
	8	6.3			

How to Mount Panel Clamps

① Connection with Extrusion
Easy installation by inserting the T-shaped stopping part into the slot and turning 90.

② Connection with Panel
As shown on the right, insert a panel into P part and push the moving part against the panel. Hole machining on the panel is not necessary.

Panel Brackets - Aluminum

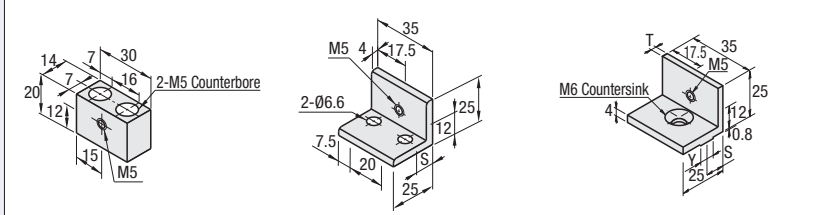


Material: EN AW-6063-T5 Equiv.
Surface Treatment: Anodize

HCB A5
HCBAB5 (Black Anodize)

HCB A6
HCB A6S
HCB A8
HCBAB6 (Black Anodize)
HCBAB6S (Black Anodize)
HCBAB8 (Black Anodize)

HCBAN6 (1-Point Stopper Type)
HCBAN8 (1-Point Stopper Type)



2-M5 Counterbore

M5

2-Ø6.6

M6 Countersink

Part Number	Type	No.	Mass	Difference between the Extrusion Side and Attachment Face	S	T	Y	Screw, Nut		Unit Price	Volume Discount Rate
								Screw	Nut		
HCB A	5	19	3	-				CBM5-20	HNTT5-5		
	6		5	10				CBM6-12	2 HNTT6-6	2	
	6S	17	3	12				CBM6-15	HNTT8-6		
	8*		5*2	15				CB5-20	HNTT5-5		
HCBAB	5	19	3	-				CB5-20	HNTT5-5		
	6		5	10				CB6-12	2 HNTT6-6	2	
	6S	17	3	12				CB6-15	HNTT8-6		
	8*		5*2	15				HFBCM6-12	1 HNTT6-6	1	
HCBAN	6	18	5	10	3	7.8		HFBCM6-12	1 HNTT6-6	1	
	8		5*2	15	4	9.8		HFBCM6-15	1 HNTT8-6	1	

* 8* is used in common with 8-45. 5*2 is for 40 square aluminum extrusions.
Use Panel Mounting Screws (P787) for panel mounting.

Ordering Example

Part Number

HCB A6

Alterations

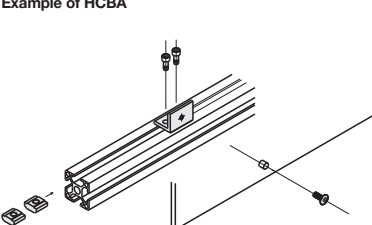
Part Number - (SET)

HCB A6 - SET

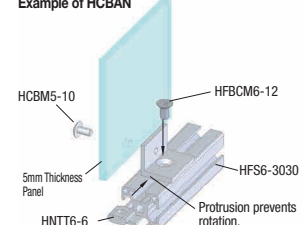
Alteration	Code	Spec.	Bracket	Screw, Nut				
				For Extrusion Fitting		For Panel Fitting		
				Screw	Nut	Screw	Nut	
Applicable Screw and Nut Set	SET	Applicable screws and nuts come in a set. When SET is specified, the product is not RoHS compliant.	HCB A5	CBM5-20		HNTT5-5		
			HCB A6	CBM6-12		HNTT6-6		HCBM5-10 (P787)
			HCB A8	CBM6-15		HNTT8-6		
			HCBAB5	CB5-20	2	HNTT5-5	2	
			HCBAB6	CB6-12		HNTT6-6		HCBM5-10 (P787)
			HCBAB8	CB6-15		HNTT8-6		
			HCBAN6	HFBCM6-12	1	HNTT6-6	1	HCBM5-10 (P787)
			HCBAN8	HFBCM6-15	1	HNTT8-6	1	

Example

Example of HCB A



Example of HCBAN



HCBM5-10


HFBCM6-12

5mm Thickness Panel

HNTT6-6

Protrusion prevents rotation.

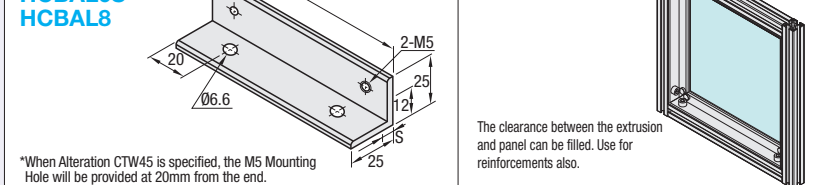
Panel Brackets Length Configurable Aluminum Long



Material: EN AW-6063-T5 Equiv.
Surface Treatment: Anodize

RoHS10

HCBAL6
HCBAL6S
HCBAL8



4

12

L

20

Ø6.6

2-M5

25

12

15

25

*When Alteration CTW45 is specified, the M5 Mounting Hole will be provided at 20mm from the end.

Part Number	Type	No.	L 1mm Increment	Difference between the Extrusion Side and Attachment Face	S	Screw, Nut		Unit Price					
						Screw	Nut	L50-300	L301-700	L701-1100	L1101-1500	L1501-2000	
HCBAL	6			5	10	CBM6-12	2 HNTT6-6	2					
	6S	50-2000	3	12									
	8*		5*2	15									

* 8* is used in common with 8-45. 5*2 is for 40 square aluminum extrusions.
Use Panel Mounting Screws (P787) for panel mounting.

Ordering Example

Part Number

HCBAL6 - L 1000

Alterations

Part Number - L - (CTW45, MH)

HCBAL6 - 500 - CTW45

HCBAL8 - 700 - MH

Alteration	Code	Spec.
Panel Brackets - Aluminum Long	CTW45	Cuts in 45 degrees on both ends of Panel Brackets - Aluminum Long Type.
Cut 45 Degrees on Upper Slot		45°
One Mounting Hole Addition	MH	Adds one M5 mounting hole on the middle of L Dimensions.

Caution: Cut edges are sharp.