Special Steel Configurable Plates

EN 1.2510 Equiv. / EN 1.2379 Equiv. / DC 53 ® (Daido)

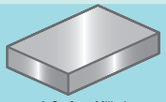

6-Surface Milled

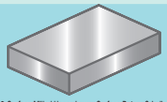

6-Surface Milled Upper-Lower Surface Rotary Grinding

■Features of EN 1.2510 Equiv.
It has good machinability as spheroidizing annealing is applied.
Has higher hardenability and less heat-treating distortion than JIS-SKS93.

■Features of EN 1.2379 Equiv.
Can be air or vacuum hardened due to its high hardenability.
Heat-treating distortion is very little.
High Abrasion Resistance.

■Features of DC 53 ® (Daido)
Tougher than EN 1.2379 Equiv.
Hardness equal to EN 1.2379 Equiv. is obtained by low-temperature tempering, and hardness equal to 62HRC is obtained by high-temperature tempering.
Good machinability and grindability.

RoHS10

Part Number	M Material
PSKS3□□□	EN 1.2510 Equiv.
PSKD11□□□	EN 1.2379 Equiv.
PDC53□□□	DC 53 ® (Daido)

PSKS3□□□ PSKD11□□□ PDC53□□□

(Milled) PSKS3F□□ PSKD11F□□ PDC53F□□

(Rotary Grinding) PSKS3R□□ PSKD11R□□ PDC53R□□

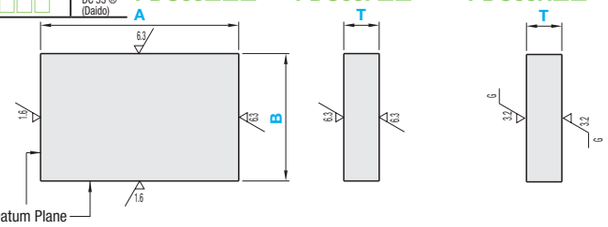

Part Number						
Type	Upper-Lower Surface Finish	①Plate Thickness Tolerance	②A, B Dimension Tolerance	0.5mm Increment A	0.5mm Increment B (A≥B)	T
PSKS3 PSKD11 PDC53	F (Milled) R (Rotary Grinding)	H P Q N M	P Q N M	20~500	20~300	5~35

①Plate Thickness Tolerance

Upper-Lower Surface Finish	H	P	Q	N	M
F (Milled)	+0.3~+0.5	+0.1~+0.3	0~+0.2	±0.1	-0.2~0
R (Rotary Grinding)	+0.3~+0.5	+0.1~+0.3	0~+0.2	±0.1	-0.2~0

②A, B Dimension Tolerance

Upper-Lower Surface Finish	A, B Dimension	P	Q	N	M
F (Milled) R (Rotary Grinding)	250mm or Less	+0.1~+0.3	0~+0.2	±0.1	-0.2~0
	250.5mm or More	+0.1~+0.6	0~+0.5	±0.25	-0.5~0

■Precision Standards

(Max. Value)

Item		Upper-Lower Surface Finish F	Upper-Lower Surface Finish R
Thickness Parallelism (per 100mm)		0.05	0.012
Flatness (per 100mm)	T5~7.5	0.1	0.05
	T8~15.5	0.07	0.03
	T16~25.5	0.05	0.015
	T26~35	0.05	0.012
Perpendicularity of Datum Plane		0.015 per 100mm	
Circumference Chamfering		C0.2~C0.5	C0.2~C0.5

Ordering Example

Part Number									
Type	Upper-Lower Surface Finish	Plate Thickness Tolerance	A, B Dimension Tolerance	-	A	-	B	-	T
PSKS3	F	Q	M	-	255	-	155	-	18

Alterations

Part Number - A - B - T -(CSC, CBC, CCA···etc.)
PSKS3FNM - 300 - 200 - 20 - CSC

Alterations	Circumference Chamfering		Corner Cut
			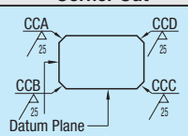
Code	CSC	CBC	CCA, CCB, CCC, CCD
Spec.	Reduce the circumference chamfering dimension. Standard C0.2 ~ C0.5 ··· C0.1 or Less	Increase the circumference chamfering dimension. Standard C0.2 ~ C0.5 ··· C0.5~C1.0	Cuts any corners. 1≤ Corner Cut ≤50: 1mm Increment $C \le \frac{A}{2}, \frac{B}{2}$ Ordering Code (Ex.)When the corners of A and D are cut by C5, ··· CCA5-CCD5

1mm Increment
1~ 5
6~10
11~20
21~30
31~40
41~50

(Ex.) For PSKS3FQM-255-165-18

A Dimension x Area Unit Price = Price

■EN 1.2510 Equiv.

For EN 1.2379 Equiv., refer to P.1749, and for DC 53 ® (Daido), refer to P.1750.

Part Number	A	B \ T	5~7	7.5~9	9.5~11	11.5~13	13.5~16	16.5~20	20.5~22	22.5~25	25.5~28	28.5~30	30.5~35
PSKS3F□□	20~50	20~25											-
	50.5~75												-
	75.5~100												-
	100.5~250		-	-									-
	25.5~50	25.5~40											-
	50.5~75												-
	75.5~100												-
	100.5~200		-										-
	200.5~500		-	-									-
	40.5~50	40.5~60											-
	50.5~75												-
	75.5~100												-
	100.5~200		-										-
	200.5~500		-	-							-	-	-
	60.5~75	60.5~80											
	75.5~100												
	100.5~200		-										
	200.5~500		-	-									
	80.5~100	80.5~100											
	100.5~200		-										
	200.5~500		-	-									
	100.5~125	100.5~125	-										
	125.5~200		-										
	200.5~500		-	-									
	125.5~200	125.5~150	-										
	200.5~500		-	-									
	150.5~200	150.5~160	-										
	200.5~500		-	-									
	160.5~200	160.5~200	-										
	200.5~500		-	-	-								
	200.5~500	200.5~250	-	-	-								
	250.5~500	250.5~300	-	-	-								

Part Number	A	B \ T	5~7	7.5~9	9.5~11	11.5~13	13.5~16	16.5~20	20.5~22	22.5~25	25.5~28	28.5~30	30.5~35
PSKS3R□□	20~50	20~25											-
	50.5~75												-
	75.5~100												-
	100.5~250		-	-									-
	25.5~50	25.5~40											-
	50.5~75												-
	75.5~100												-
	100.5~200		-										-
	200.5~500		-	-									-
	40.5~50	40.5~60											-
	50.5~75												-
	75.5~100												-
	100.5~200		-										-
	200.5~500		-	-							-	-	-
	60.5~75	60.5~80											
	75.5~100												
	100.5~200		-										
	200.5~500		-	-									
	80.5~100	80.5~100											
	100.5~200		-										
	200.5~500		-	-									
	100.5~125	100.5~125	-										
	125.5~200		-										
	200.5~500		-	-									
	125.5~200	125.5~150	-										
	200.5~500		-	-									
	150.5~200	150.5~160	-										
	200.5~500		-	-									
	160.5~200	160.5~200	-										
	200.5~500		-	-	-								
	200.5~500	200.5~250	-	-	-								
	250.5~500	250.5~300	-	-	-								