Configurable Plates - EN 1.3343 Equiv.

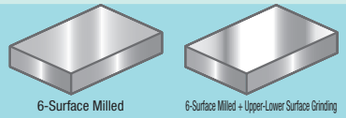



PSKH51□□□

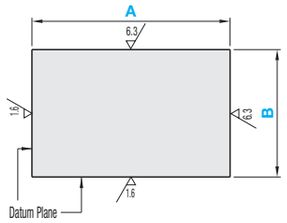

(Milled) **PSKH51F□□**

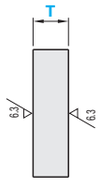

(Surface Grinding) **PSKH51S□□**

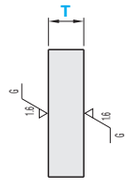

Part Number				0.5mm Increment		
Type	Upper-Lower Surface Finish	①Plate Thickness Tolerance	②A, B Dimension Tolerance	A	B A≥B	T
PSKH51	F(Milled) S(Surface Grinding)	H P Q N M	P Q N M	20~300	20~200	5~60

①Plate Thickness Tolerance

Upper-Lower Surface Finish	H	P	Q	N	M
F (Milled)	+0.3~+0.5	+0.1~+0.3	0~+0.2	±0.1	-0.2~0
S (Surface Grinding)	+0.2~+0.3	+0.1~+0.2	0~+0.1	±0.05	-0.1~0

②A, B Dimension Tolerance

Upper-Lower Surface Finish	A, B Dimension	P	Q	N	M
F (Milled) S (Surface Grinding)	250mm or Less	+0.1~+0.3	0~+0.2	±0.1	-0.2~0
	250.5mm or More	+0.1~+0.6	0~+0.5	±0.25	-0.5~0

Precision Standards

(Max. Value)

Item		Upper-Lower Surface Finish F	Upper-Lower Surface Finish S
Thickness Parallelism (per 100mm)		0.05	0.012
Flatness (per 100mm)	T5~7.5	0.1	0.05
	T8~15.5	0.07	0.03
	T16~25.5	0.05	0.015
	T26~60	0.05	0.012
Perpendicularity of Datum Plane		0.015 per 100mm	
Circumference Chamfering		C0.2~C0.5	

Ordering Example

Part Number										
Type	Upper-Lower Surface Finish	Plate Thickness Tolerance	A, B Dimension Tolerance	-	A	-	B	-	T
PSKH51	F	Q	M	-	120	-	120	-	24
PSKH51	S	N	N	-	120	-	120	-	24

Alterations

Part Number - A - B - T -(CSC, CBC, CCA···etc.)

PSKH51FNM - 300 - 100 - 20 - CSC

Alterations	Circumference Chamfering		Corner Cut
			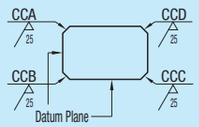
Code	CSC	CBC	CCA, CCB, CCC, CCD
Spec.	Reduce the circumference chamfering dimension. Standard C0.2 ~ C0.5 ··· C0.1 or Less	Increase the circumference chamfering dimension. Standard C0.2 ~ C0.5 ··· C0.5~C1.0	Cuts any corners. 1≤ Corner Cut ≤50: 1mm Increment $C \le \frac{A}{2}, \frac{B}{2}$ Ordering Code (Ex.)When the corners of A and D are cut by C5, ··· CCA5-CCD5

1mm Increment
1~ 5
6~10
11~20
21~30
31~40
41~50

(Ex.) For PSKH51FQN-120-120-24

A Dimension x Area Unit Price = Price

Part Number	A	B \ T	5	7.5~9	9.5~11	11.5~13	13.5~16	16.5~20	20.5~22	22.5~25	25.5~28	28.5~29.5	30~34.5	35~35.5	40~44.5	45~49.5	50~54.5	55~60
PSKH51F □□	20 ~50	20~25																
	50.5~75																	
	75.5~100																	
	100.5~150																	
	25.5~50	25.5~40																
	50.5~75																	
	75.5~100																	
	100.5~200																	
	200.5~300																	
	40.5~50	40.5~60																
	50.5~75																	
	75.5~100																	
	100.5~200																	
	200.5~300																	
	60.5~75	60.5~80																
	75.5~100																	
	100.5~200																	
	200.5~300																	
	80.5~100	80.5~100																
	100.5~125																	
	125.5~200																	
	200.5~300																	
	100.5~125	100.5~125																
	125.5~200																	
	200.5~300																	
	125.5~200	125.5~150																
	200.5~300																	
	150.5~200	150.5~160																
	200.5~300																	
	160.5~200	160.5~200																
	200.5~300																	

Part Number	A	B \ T	5	7.5~9	9.5~11	11.5~13	13.5~16	16.5~20	20.5~22	22.5~25	25.5~28	28.5~29.5	30~34.5	35~35.5	40~44.5	45~49.5	50~54.5	55~60
PSKH51S □□	20 ~50	20~25																
	50.5~75																	
	75.5~100																	
	100.5~150																	
	25.5~50	25.5~40																
	50.5~75																	
	75.5~100																	
	100.5~200																	
	200.5~300																	
	40.5~50	40.5~60																
	50.5~75																	
	75.5~100																	
	100.5~200																	
	200.5~300																	
	60.5~75	60.5~80																
	75.5~100																	
	100.5~200																	
	200.5~300																	
	80.5~100	80.5~100																
	100.5~125																	
	125.5~200																	
	200.5~300																	
	100.5~125	100.5~125																
	125.5~200																	
	200.5~300																	
	125.5~200	125.5~150																
	200.5~300																	
	150.5~200	150.5~160																
	200.5~300																	
	160.5~200	160.5~200																
	200.5~300																	