



FAG

## ★ NU238-E-M1

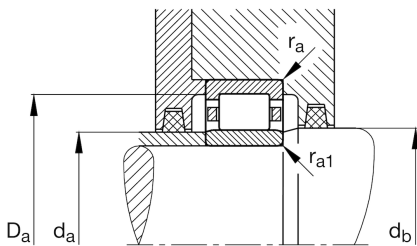
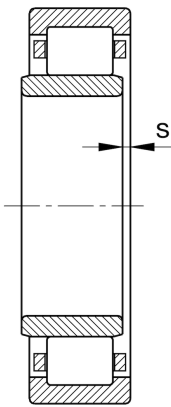
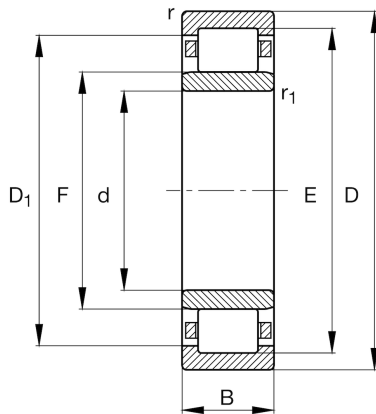
Cylindrical roller bearing

Schaeffler ID:  
0190048930000

★ Preferred product

Cylindrical roller bearing NU...-E-M1, with cage, single row, non-locating bearing, 2 ribs on outer ring, 0 ribs on inner ring (smooth), type NU

## Technical information



## Temperature range

$T_{min}$	-30 °C	Operating temperature min.
$T_{max}$	150 °C	Operating temperature max.
	20,7 kg	Weight

## Main Dimensions &amp; Performance Data

d	190 mm	Bore diameter
D	340 mm	Outside diameter
B	55 mm	Width
$C_r$	680.000 N	Basic dynamic load rating, radial
$C_{0r}$	930.000 N	Basic static load rating, radial
$C_{ur}$	83.000 N	Fatigue load limit, radial
$n_G$	3.050 1/min	Limiting speed
$n_{gr}$	1.720 1/min	Reference speed

## Dimensions

$r_{min}$	4 mm	Minimum chamfer dimension
$r_{1 min}$	4 mm	Minimum chamfer dimension
s	4,7 mm	Axial displacement
E	306 mm	Raceway diameter outer ring
F	230 mm	Raceway diameter inner ring
$D_{1 min}$	295 mm	Minimum rib diameter outer ring

## Mounting dimensions

$d_{a min}$	207 mm	Minimum diameter shaft shoulder
$d_{a max}$	227 mm	Maximum diameter of shaft shoulder
$d_{b min}$	234 mm	Minimum shaft shoulder
$D_{a max}$	323 mm	Maximum diameter of housing shoulder
$r_{a max}$	3 mm	Maximum recess radius
$r_{a1 max}$	3 mm	Maximum recess radius