

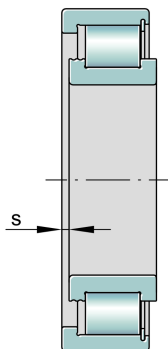
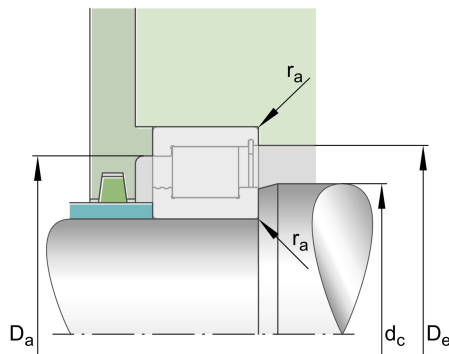
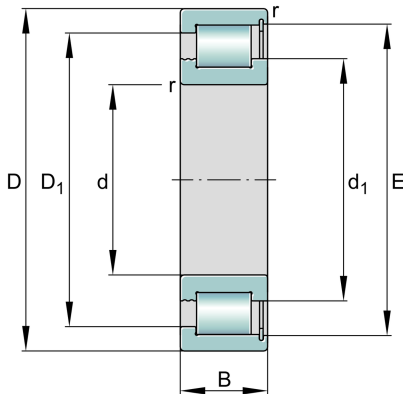
SL181872-E

Cylindrical roller bearing

Schaeffler ID:
0153822140000

Cylindrical roller bearing SL1818..-E, full complement roller set, single row, semi-locating bearing, 1 rib on outer ring, 2 ribs on inner ring, type SL18

Technical information



Main Dimensions & Performance Data

d	360 mm	Bore diameter
D	440 mm	Outside diameter
B	38 mm	Width
C_r	500.000 N	Basic dynamic load rating, radial
C_{0r}	1.010.000 N	Basic static load rating, radial
C_{ur}	104.000 N	Fatigue load limit, radial
n_G	770 1/min	Limiting speed
n_{gr}	530 1/min	Reference speed
	11,56 kg	Weight

Dimensions

r_{min}	2,1 mm	Minimum chamfer dimension
s	3 mm	Axial displacement
d_1	387 mm	Maximum rib diameter inner ring
D_{1min}	413,5 mm	Minimum rib diameter outer ring
E	423,5 mm	Raceway diameter outer ring

Mounting dimensions

d_{amin}	387 mm	Minimum diameter shaft shoulder
d_{cmin}	387 mm	Minimum shaft shoulder
D_{amax}	413,5 mm	Maximum diameter of housing shoulder
D_{emin}	423,5 mm	Minimum diameter of housing shoulder
r_{amax}	2,1 mm	Maximum recess radius

Temperature range

T_{min}	-30 °C	Operating temperature min.
T_{max}	120 °C	Operating temperature max.