

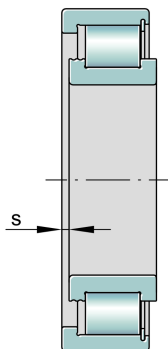
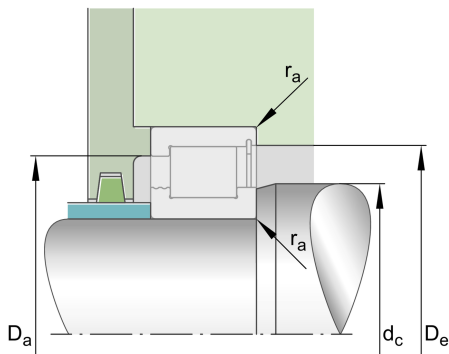
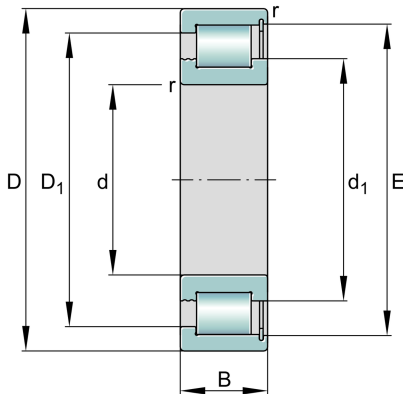
SL182956-TB

Cylindrical roller bearing

Schaeffler ID:
 \${ctx.productData.sapMaterialNumber}

Cylindrical roller bearing SL1829..-TB, full complement roller set, single row, semi-locating bearing, 1 rib on outer ring, 2 ribs on inner ring, type SL18

Technical information



Main Dimensions & Performance Data

d	280 mm	Bore diameter
D	380 mm	Outside diameter
B	60 mm	Width
C_r	910.000 N	Basic dynamic load rating, radial
C_{0r}	1.710.000 N	Basic static load rating, radial
C_{ur}	193.000 N	Fatigue load limit, radial
n_G	940 1/min	Limiting speed
n_{gr}	590 1/min	Reference speed
	19,7 kg	Weight

Dimensions

r_{min}	2,1 mm	Minimum chamfer dimension
s	3,5 mm	Axial displacement
d_1	314 mm	Maximum rib diameter inner ring
D_{1min}	348,5 mm	Minimum rib diameter outer ring
E	359,5 mm	Raceway diameter outer ring

Mounting dimensions

d_{amin}	314 mm	Minimum diameter shaft shoulder
d_{cmin}	314 mm	Minimum shaft shoulder
D_{amax}	348,5 mm	Maximum diameter of housing shoulder
D_{emin}	359,5 mm	Minimum diameter of housing shoulder
r_{amax}	2,1 mm	Maximum recess radius

Temperature range

T_{min}	-30 °C	Operating temperature min.
T_{max}	120 °C	Operating temperature max.