

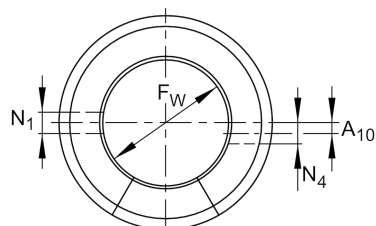
KS25-PP

Linear ball bearing

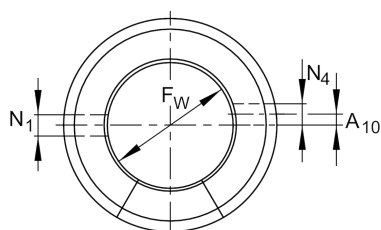
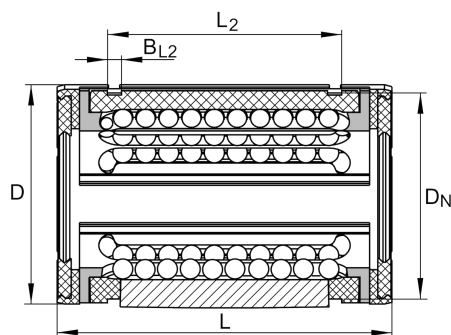
Schaeffler ID:
0067137850000

Linear ball bearings KS..-PP, heavy load range, lip seals on both sides

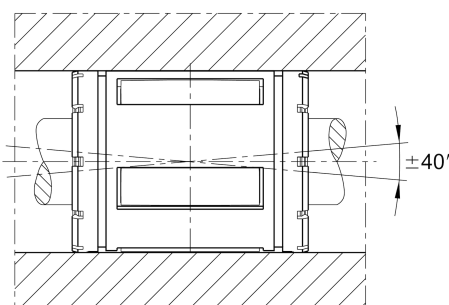
Technical information



KS25
KSO25



KS30, 40, 50
KSO30, 40, 50



Main Dimensions & Performance Data

F_w	25 mm	Bore diameter of ball complement
D	40 mm	Outside diameter
L	58 mm	length
C_{min}	2.700 N	load capacity dyn.
C_{0min}	2.430 N	load capacity stat.
C_{max}	3.950 N	load capacity dyn.
C_{0max}	4.300 N	load capacity stat.
	0,1 kg	Weight

Mounting dimensions

L_2	43,7 mm	
	H13	Tolerance
B_{L2}	1,85 mm	
D_N	38 mm	
A_{10}	1,5 mm	Angle of sector opening
N_1	3,5 mm	
N_4	3 mm	
	8	Number of rows balls