

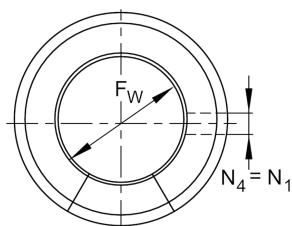
KSO20-PP

Linear ball bearing

Schaeffler ID:
0067537100000

Linear ball bearings KSO...-PP, heavy load range, lip seals on both sides

Technical information



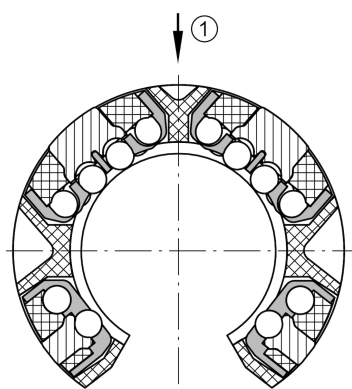
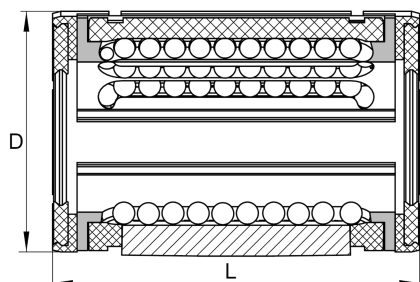
KS16, 20
KSO16, 20

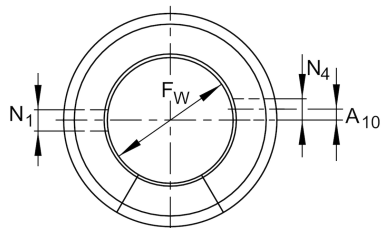
Main Dimensions & Performance Data

| | | |
|------------|---------|----------------------------------|
| F_w | 20 mm | Bore diameter of ball complement |
| D | 32 mm | Outside diameter |
| L | 45 mm | length |
| C_{max} | 2.200 N | load capacity dyn. |
| C_{0max} | 2.310 N | load capacity stat. |
| | 0,04 kg | Weight |

Mounting dimensions

| | | |
|----------|-------|-------------------------|
| B_2 | 10 mm | Width of sector opening |
| N_1 | 3 mm | |
| N_4 | 3 mm | |
| α | 60 ° | Angle of sector opening |
| | 6 | Number of rows balls |





KS30, 40, 50
KSO30, 40, 50

