

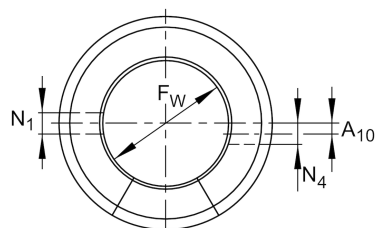
KSO25-PP

Linear ball bearing

Schaeffler ID:
0067537360000

Linear ball bearings KSO...-PP, heavy load range, lip seals on both sides

Technical information



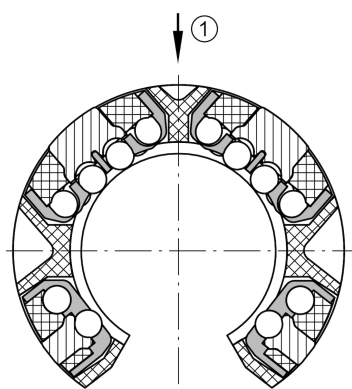
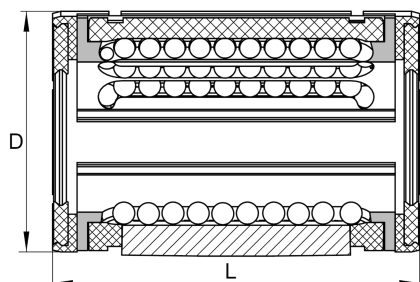
KS25
KSO25

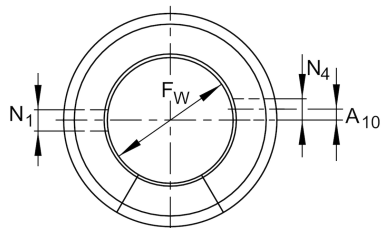
Main Dimensions & Performance Data

F_w	25 mm	Bore diameter of ball complement
D	40 mm	Outside diameter
L	58 mm	length
C_{max}	3.950 N	load capacity dyn.
C_{0max}	4.300 N	load capacity stat.
	0,08 kg	Weight

Mounting dimensions

B_2	12,5 mm	Width of sector opening
A_{10}	1,5 mm	Angle of sector opening
N_1	3,5 mm	
N_4	3 mm	
α	60 °	Angle of sector opening
	6	Number of rows balls





KS30, 40, 50
KSO30, 40, 50

