

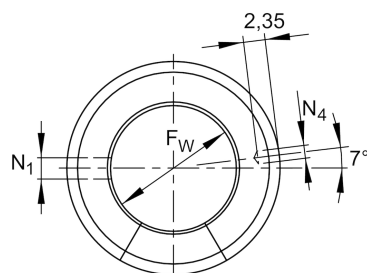
KSO12-PP

Linear ball bearing

Schaeffler ID:
0067536710000

Linear ball bearings KSO...-PP, heavy load range, lip seals on both sides

Technical information



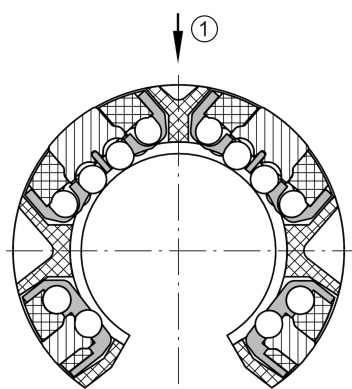
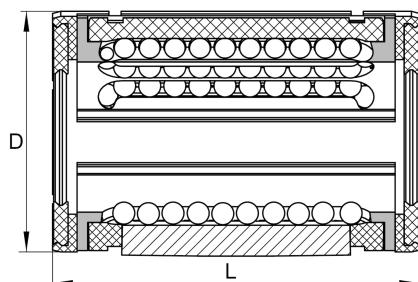
KS12
KSO12

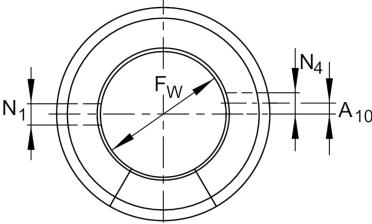
Main Dimensions & Performance Data

F_w	12 mm	Bore diameter of ball complement
D	22 mm	Outside diameter
L	32 mm	length
C_{max}	900 N	load capacity dyn.
C_{0max}	1.100 N	load capacity stat.
	0,014 kg	Weight

Mounting dimensions

B_2	7,6 mm	Width of sector opening
N_1	3 mm	
N_4	3 mm	
α	78 °	Angle of sector opening
	6	Number of rows balls





KS30, 40, 50
KSO30, 40, 50

