

## Linear ball bearing and housing units

### KGSNOS25-PP-AS (Series

### KGSNOS..-PP-AS)

with self-aligning linear ball bearing, open slotted design, sealed, greased, with relubrication facility

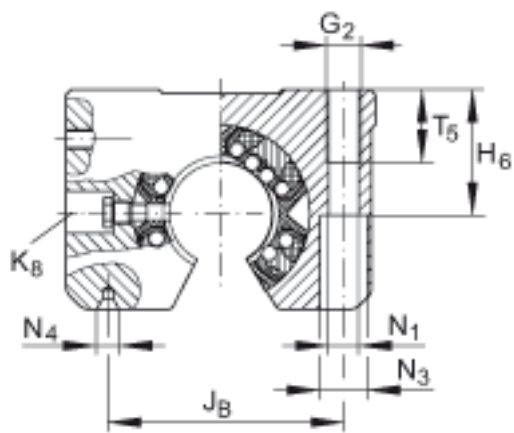
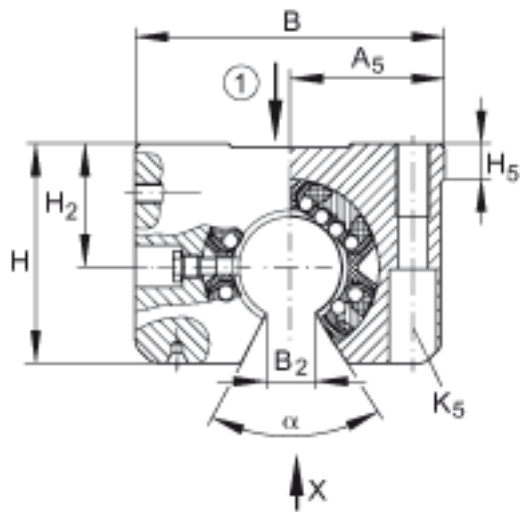
The datasheet is only an overview of dimensions and basic load ratings of the selected product. Please always observe all the guidelines in these overview pages. Further information is given on many products under the menu item "Description". You can also order comprehensive information via the Catalogue ordering system ([https://www.schaeffler.de/content.schaeffler.de/en/news\\_media/index.jsp](https://www.schaeffler.de/content.schaeffler.de/en/news_media/index.jsp)) or by telephone on +49 (91 32) 82 - 28 97.

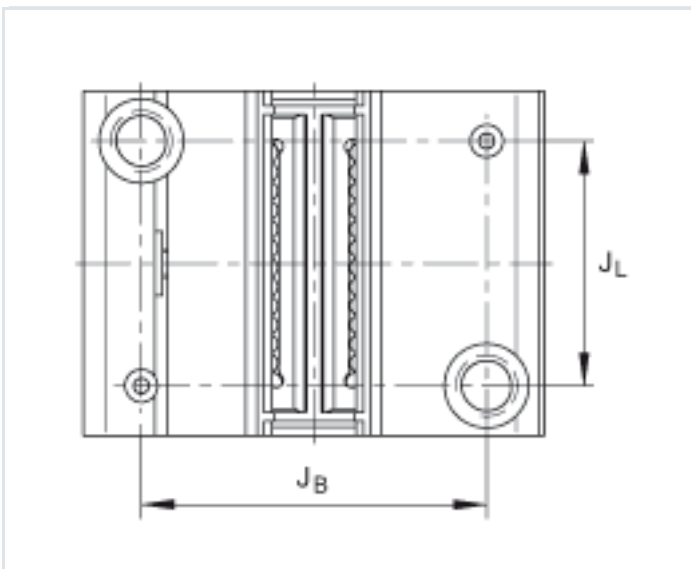
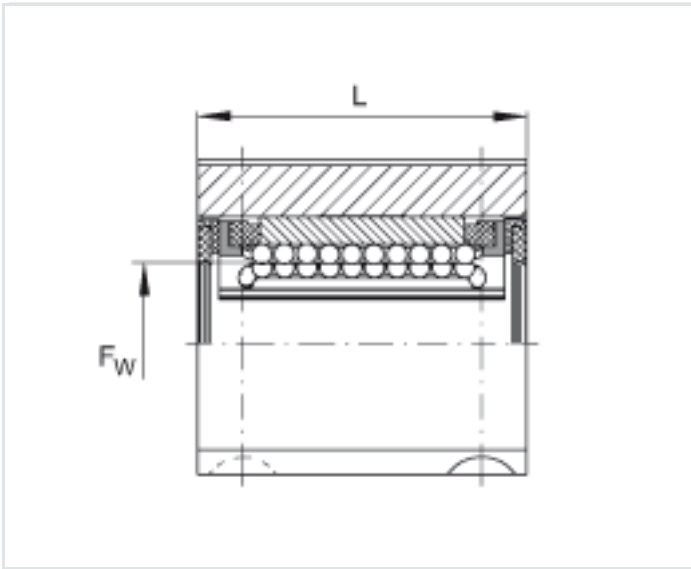
F <sub>w</sub>	25 mm	
B	78 mm	
L	58 mm	
H	51 mm	
	6	Number of rows of balls
1)		Main load direction
A <sub>5</sub>	39 mm	Tolerance: +0,01/-0,01
B <sub>2</sub>	12,5 mm	Dimension B2 on diameter F <sub>w</sub>
G <sub>2</sub>	M10	
H <sub>2</sub>	30 mm	Tolerance: +0,008/-0,016

H5	8,8 mm	
H6	29 mm	
JB	60 mm	Tolerance: +0,15/-0,15
JL	40 mm	Tolerance: +0,15/-0,15 Dimension JL symmetrical to bearing length L.
K5	M8	for fixing screws to ISO 4762-8.8 If there is a possibility of settling, the screws should be secured against rotation.
K8	NIP5MZ	Lubrication nipple Lubrication hole symmetrical to bearing length L.
N1	8,4 mm	
N3	15 mm	
N4	2,5 x 5,3 mm	Centring hole to DIN 332 type A
T5	22 mm	
W	3 mm	
$\alpha$	57 °	
m	520 g	Mass
		Basic load ratings in main load direction The basic load ratings are only valid for hardened (670 HV +165 HV) and ground shaft raceways.
C <sub>max</sub>	3950 N	Basic dynamic load rating

C0 max

4300 N Basic static load rating





View X

