

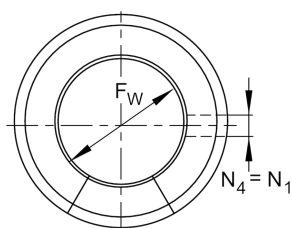
## KSO20

### Linear ball bearing

Schaeffler ID:  
0067537010000

Linear ball bearings KSO., heavy load range, open design, gap seals on both sides

## Technical information



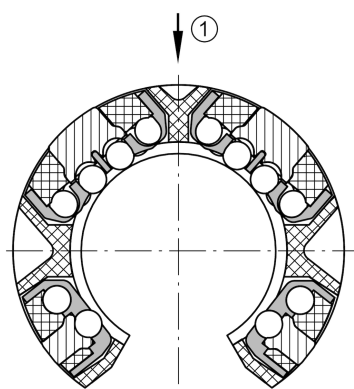
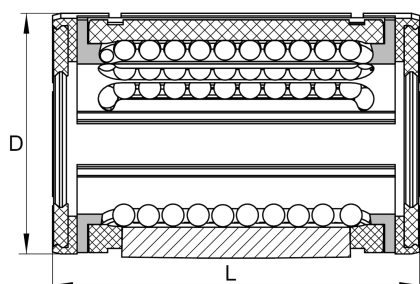
KS16, 20  
KSO16, 20

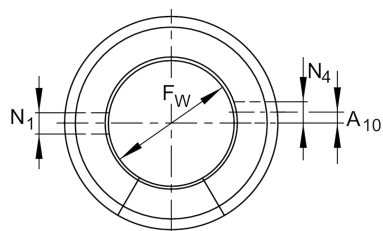
### Main Dimensions & Performance Data

$F_w$	20 mm	Bore diameter of ball complement
$D$	32 mm	Outside diameter
$L$	45 mm	length
$C_{max}$	2.200 N	load capacity dyn.
$C_{0max}$	2.310 N	load capacity stat.
	0,04 kg	Weight

### Mounting dimensions

$B_2$	10 mm	Width of sector opening
$N_1$	3 mm	
$N_4$	3 mm	
$\alpha$	60 °	Angle of sector opening
	6	Number of rows balls





KS30, 40, 50  
KSO30, 40, 50

