

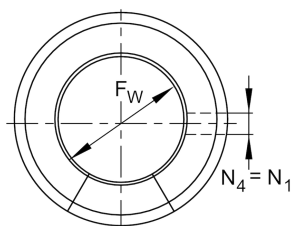
## KSO16

### Linear ball bearing

Schaeffler ID:  
0067536800000

Linear ball bearings KSO., heavy load range, open design, gap seals on both sides

## Technical information



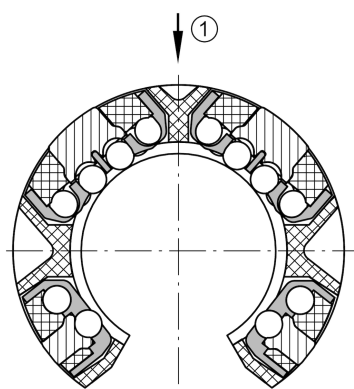
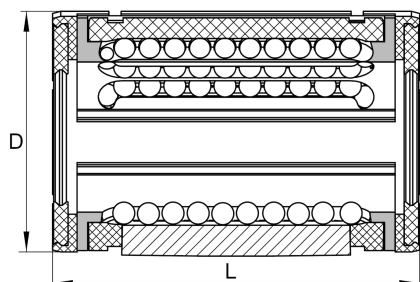
KS16, 20  
KSO16, 20

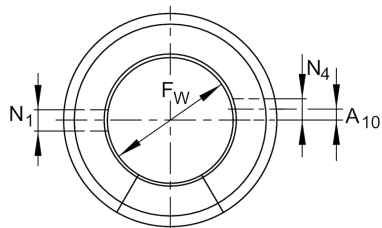
### Main Dimensions & Performance Data

|            |         |                                  |
|------------|---------|----------------------------------|
| $F_w$      | 16 mm   | Bore diameter of ball complement |
| $D$        | 26 mm   | Outside diameter                 |
| $L$        | 36 mm   | length                           |
| $C_{max}$  | 1.430 N | load capacity dyn.               |
| $C_{0max}$ | 1.550 N | load capacity stat.              |
|            | 0,02 kg | Weight                           |

### Mounting dimensions

|          |         |                         |
|----------|---------|-------------------------|
| $B_2$    | 10,1 mm | Width of sector opening |
| $N_1$    | 3 mm    |                         |
| $N_4$    | 3 mm    |                         |
| $\alpha$ | 78 °    | Angle of sector opening |
|          | 6       | Number of rows balls    |





KS30, 40, 50  
KSO30, 40, 50

