


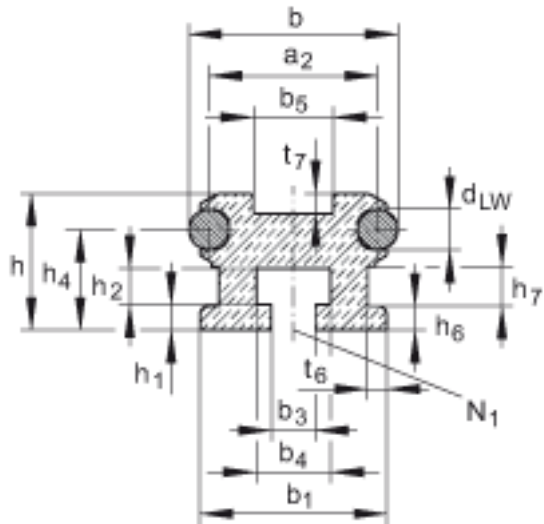
Guideways LFS52-NZZ (Series LFS..-NZZ)

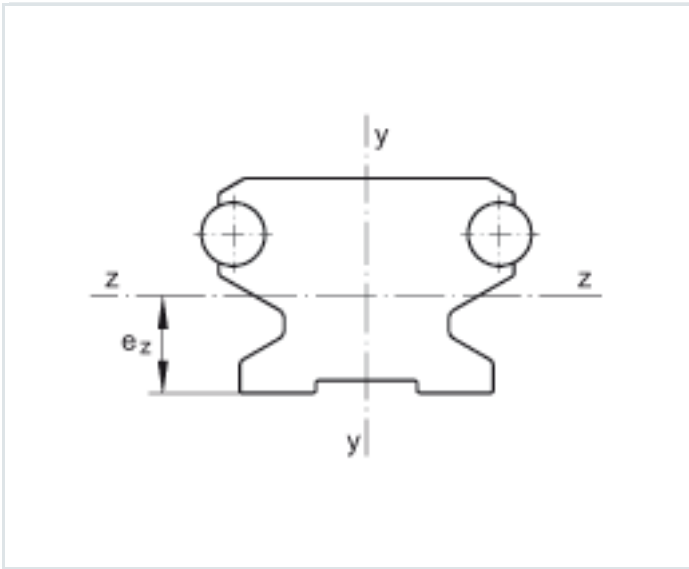
solid profile, with T-slot and lateral slots, with two raceway shafts;
corrosion-resistant design possible

The datasheet is only an overview of dimensions and basic load ratings of the selected product. Please always observe all the guidelines in these overview pages. Further information is given on many products under the menu item "Description". You can also order comprehensive information via the Catalogue ordering system (https://www.schaeffler.de/content.schaeffler.de/en/news_media/index.jsp) or by telephone on +49 (91 32) 82 - 28 97.

h	34 mm	
b	52 mm	
l _{max}	8000 mm	Maximum length L of guideway; longer guideways are supplied in several sections and are marked accordingly.
a ₂	42 mm	
b ₁	46,5 mm	
b ₃	11 mm	For screws to DIN 931 (DIN EN ISO 4014), DIN 933-8.8 (DIN EN ISO 4017), special support washers for guideways LFS..-N and LFS52-NZZ are included in the delivery.
b ₄	18,5 mm	
b ₅	18,5 mm	
d _{LW}	10 mm	
e _z	16,8 mm	

h1	6,4 mm	
h2	9 mm	
h4	25,1 mm	
h6	6 mm	
h7	10 mm	
jL	250 mm	Recommended screw spacing
LFQ	994 mm ²	Value for cross-sectional area
ly	170350 mm ⁴	
lz	82786 mm ⁴	
N1	M10	
t6	4,7 mm	
t7	5 mm	
Wy	7327 mm ³	
Wz	4927 mm ³	
ms	3900 g/m	Mass of guideway
Ordering designation: - Guideways in design with corrosion protection: LFS..-RB		
Modulus of elasticity for LFS..-M, -N, -NZZ: 72 000 N/mm ²		





Bending axes