

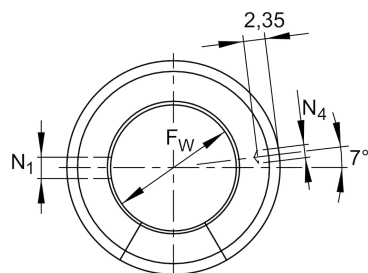
### KS12

Linear ball bearing

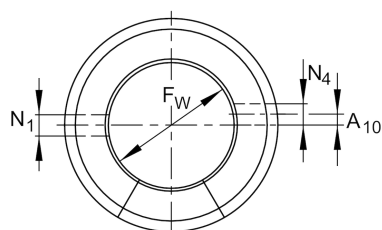
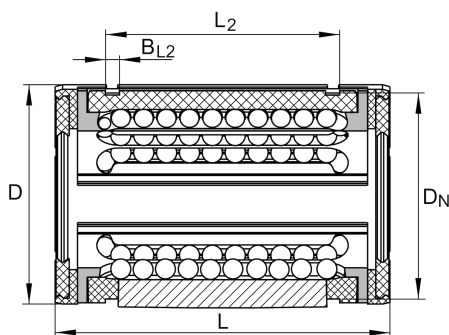
Schaeffler ID:  
0067137260000

Linear ball bearings KS..., heavy load range, gap seals on both sides

#### Technical information



KS12  
KSO12



KS30, 40, 50  
KSO30, 40, 50

#### Main Dimensions & Performance Data

$F_w$	12 mm	Bore diameter of ball complement
$D$	22 mm	Outside diameter
$L$	32 mm	length
$C_{min}$	630 N	load capacity dyn.
$C_{0min}$	600 N	load capacity stat.
$C_{max}$	900 N	load capacity dyn.
$C_{0max}$	1.100 N	load capacity stat.
	0,02 kg	Weight

#### Mounting dimensions

$L_2$	22,6 mm	
	H13	Tolerance
$B_{L2}$	1,3 mm	
$D_N$	21 mm	
$N_4$	3 mm	
	8	Number of rows balls

