

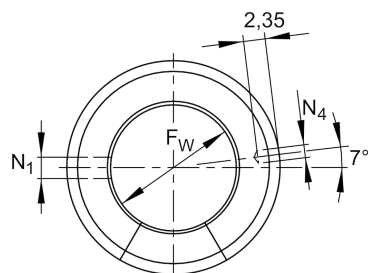
KS12-PP

Linear ball bearing

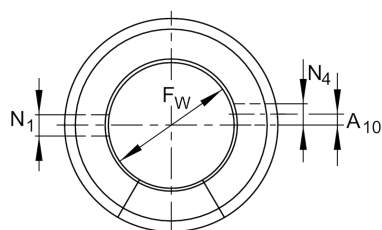
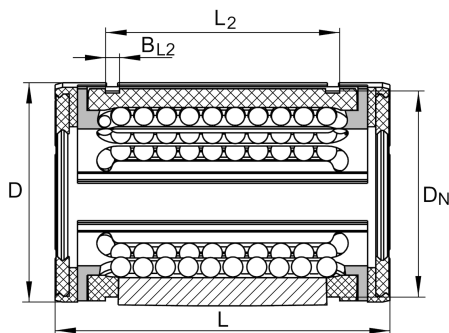
Schaeffler ID:
0067137340000

Linear ball bearings KS..-PP, heavy load range, lip seals on both sides

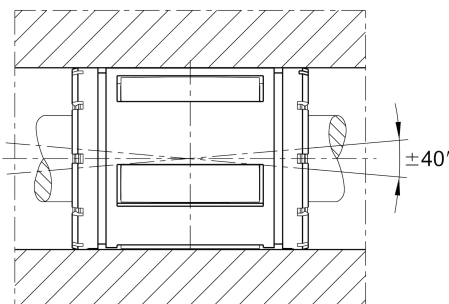
Technical information



KS12
KSO12



KS30, 40, 50
KSO30, 40, 50



Main Dimensions & Performance Data

F_w	12 mm	Bore diameter of ball complement
D	22 mm	Outside diameter
L	32 mm	length
C_{min}	630 N	load capacity dyn.
C_{0min}	600 N	load capacity stat.
C_{max}	900 N	load capacity dyn.
C_{0max}	1.100 N	load capacity stat.
	0,02 kg	Weight

Mounting dimensions

L_2	22,6 mm	
	H13	Tolerance
B_{L2}	1,3 mm	
D_N	21 mm	
N_4	3 mm	
	8	Number of rows balls