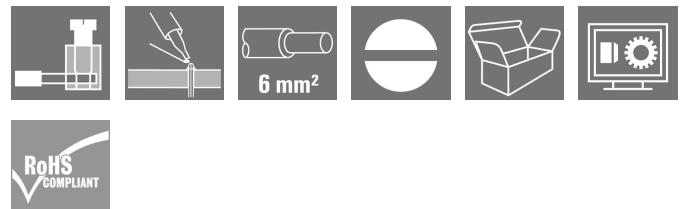


## WGK 4 VP/Z GY BX

**Weidmüller Interface GmbH & Co. KG**  
 Klingenbergstraße 26  
 D-32758 Detmold  
 Germany

www.weidmueller.com

### Product image



Similar to illustration

The V versions of the WGK feed-through terminals with an insulated housing and clamping yoke connections on the external side, and a solder connection on the internal side for use in encapsulated devices (e.g. EMC filters).

### General ordering data

Version	OMNIMATE Power - series WGK, Feed-through terminal, Rated cross-section: 4 mm <sup>2</sup> , Screw connection, Wemid (PA), grey, Direct mounting, Feed-through (bushing)
Order No.	<a href="#">1003910000</a>
Type	WGK 4 VP/Z GY BX
GTIN (EAN)	4032248703487
Qty.	50 Stück
Product data	IEC: 500 V / 32 A / 0.5 - 6 mm <sup>2</sup> UL: 300 V / 30 A / AWG 30 - AWG 10
Packaging	Box

Erstellungs-Datum May 26, 2023 5:42:22 PM CEST

## WGK 4 VP/Z GY BX

**Weidmüller Interface GmbH & Co. KG**  
 Klingenbergstraße 26  
 D-32758 Detmold  
 Germany

www.weidmueller.com

## Technische Daten

### Dimensions and weights

Height	21.5 mm	Height (inches)	0.846 inch
Width	8.1 mm	Width (inches)	0.319 inch
Length	20 mm	Length (inches)	0.787 inch
Net weight	5.84 g		

### Temperatures

Operating temperature, min.	-50 °C	Operating temperature, max.	120 °C
-----------------------------	--------	-----------------------------	--------

### System parameters

Product family	OMNIMATE Power - series WGK	Wire connection method	Screw / solder connection
Conductor outlet direction	180°	Fitted by customer	Yes
Screwdriver blade	0.6 x 3.5	Tightening torque, min.	0.6 Nm
Tightening torque, max.	0.8 Nm	Clamping screw	M 3
Stripping length	8 mm	Touch-safe protection acc. to DIN VDE 0470	IP 20
Protection degree	IP20		

### Material data

Insulating material	Wemid (PA)	Colour	grey
Colour chart (similar)	RAL 7035	UL 94 flammability rating	V-0
Contact material	E-Cu	Contact surface	tinned
Storage temperature, min.	-40 °C	Storage temperature, max.	70 °C
Operating temperature, min.	-50 °C	Operating temperature, max.	120 °C
Temperature range, installation, min.	-25 °C	Temperature range, installation, max.	120 °C

### Conductors suitable for connection

Clamping range, min.	0.5 mm <sup>2</sup>
Clamping range, max.	6 mm <sup>2</sup>
Wire connection cross section AWG, min.	AWG 30
Wire connection cross section AWG, max.	AWG 10
Solid, min. H05(07) V-U	0.5 mm <sup>2</sup>
Solid, max. H05(07) V-U	6 mm <sup>2</sup>
Flexible, min. H05(07) V-K	0.5 mm <sup>2</sup>
Flexible, max. H05(07) V-K	4 mm <sup>2</sup>
w. wire end ferrule, DIN 46228 pt 1, min.	0.5 mm <sup>2</sup>
w. wire end ferrule, DIN 46228 pt 1, max.	4 mm <sup>2</sup>

Clampable conductor	Cross-section for conductor connection	Type	fine-wired
		nominal	1.5 mm <sup>2</sup>
	wire end ferrule	Stripping length	nominal 7 mm
		Recommended wire-end ferrule	<a href="#">H1.5/7</a>
Clampable conductor	Cross-section for conductor connection	Type	fine-wired
		nominal	2.5 mm <sup>2</sup>
	wire end ferrule	Stripping length	nominal 7 mm
		Recommended wire-end ferrule	<a href="#">H2.5/7</a>

Erstellungs-Datum May 26, 2023 5:42:22 PM CEST

## WGK 4 VP/Z GY BX

**Weidmüller Interface GmbH & Co. KG**  
 Klingenbergstraße 26  
 D-32758 Detmold  
 Germany

www.weidmueller.com


## Technische Daten

Reference text Length of ferrules is to be chosen depending on the product and the rated voltage., The outside diameter of the plastic collar should not be larger than the pitch (P)


### Rated data acc. to IEC

tested acc. to standard	IEC 60664-1	Rated current, min. number of poles (Tu=20°C)	32 A
Rated current, max. number of poles (Tu=20°C)	32 A	Rated voltage for surge voltage class / pollution degree III/3	500 V
Rated impulse voltage for surge voltage class/ contamination degree III/3	6 kV		

### Rated data acc. to CSA

Institute (CSA)		Certificate No. (CSA)	200039-1830694
Rated voltage (Use group B / CSA)	300 V	Rated voltage (Use group C / CSA)	300 V
Rated voltage (Use group D / CSA)	300 V	Rated current (Use group B / CSA)	30 A
Rated current (Use group C / CSA)	30 A	Rated current (Use group D / CSA)	10 A
Wire cross-section, AWG, min.	AWG 30	Wire cross-section, AWG, max.	AWG 10
Reference to approval values	Specifications are maximum values, details - see approval certificate.		

### Rated data acc. to UL 1059

Institute (cURus)		Certificate No. (cURus)	E60693
Rated voltage (Use group B / UL 1059)	300 V	Rated voltage (Use group C / UL 1059)	300 V
Rated voltage (Use group D / UL 1059)	300 V	Rated current (Use group B / UL 1059)	30 A
Rated current (Use group C / UL 1059)	30 A	Rated current (Use group D / UL 1059)	10 A
Wire cross-section, AWG, min.	AWG 30	Wire cross-section, AWG, max.	AWG 10
Reference to approval values	Specifications are maximum values, details - see approval certificate.		

### Packing

Packaging	Box	VPE length	154 mm
VPE width	118 mm	VPE height	89 mm

### Classifications

ETIM 6.0	EC001283	ETIM 7.0	EC001283
ETIM 8.0	EC001283	ECLASS 9.0	27-14-11-34
ECLASS 9.1	27-14-11-34	ECLASS 10.0	27-14-11-34
ECLASS 11.0	27-14-11-34	ECLASS 12.0	27-14-11-34

## WGK 4 VP/Z GY BX

**Weidmüller Interface GmbH & Co. KG**  
 Klingenbergstraße 26  
 D-32758 Detmold  
 Germany

www.weidmueller.com

## Technische Daten

### Important note

- Notes
- Clearance and creepage distances to other components must be devised in accordance with the relevant application standard. This can be achieved in the device by full encapsulation or by the use of additional spacer plates.
  - Rated data refer only to the component itself. Clearance and creepage distances to other components are to be designed in accordance with the relevant application standards.
  - Colours: SW = black; GN/YL = green/yellow; GY = grey
  - Additional variants on request
  - WGK: Rated voltage plastic walls: 1 - 4 mm = 500 V; metal walls: 1 - 2.5 mm = 400 V; metal walls: 2.5 - 4 mm = 250 V
  - WGKV: Rated voltage plastic walls: 1 - 4 mm = 400 V; metal walls: 1 - 2.5 mm = 400 V; metal walls: 2.5 - 4 mm = 250 V
  - VWGK: Rated voltage plastic walls: 1 - 4 mm = 500 V; metal walls: 1 - 4 mm = 500 V
  - Long term storage of the product with average temperature of 50 °C and average humidity 70%, 36 months

### Approvals

Approvals



ROHS	Conform
UL File Number Search	UL Website
Certificate No. (cURus)	E60693

### Downloads

Engineering Data	<a href="#">CAD data – STEP</a>
Engineering Data	<a href="#">WSCAD, EPLAN</a>
Product Change Notification	<a href="#">20220114 Change color for feedthrough terminals – WGK GY</a> <a href="#">20220114 WGK GY - Farbänderung</a>
Catalogues	<a href="#">Catalogues in PDF-format</a>
Brochures	<a href="#">FL DRIVES EN</a> <a href="#">MB DEVICE MANUF. EN</a> <a href="#">FL DRIVES DE</a> <a href="#">FL_BASE_STATION_EN</a> <a href="#">FL ELEVATOR EN</a> <a href="#">FL POWER SUPPLY EN</a> <a href="#">FL 72H SAMPLE SER EN</a> <a href="#">PO OMNIMATE EN</a> <a href="#">PO OMNIMATE EN</a>

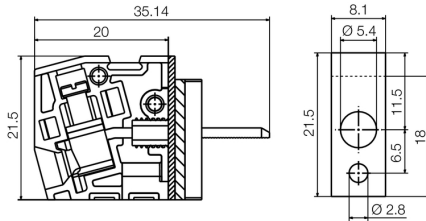
## WGK 4 VP/Z GY BX

**Weidmüller Interface GmbH & Co. KG**  
Klingenbergstraße 26  
D-32758 Detmold  
Germany

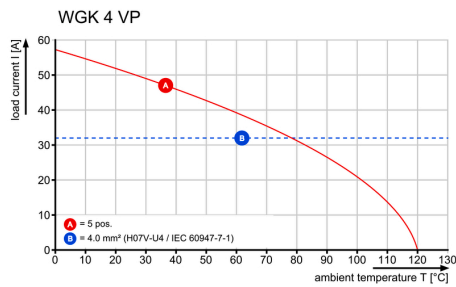
## Zeichnungen

www.weidmueller.com

### Dimensional drawing

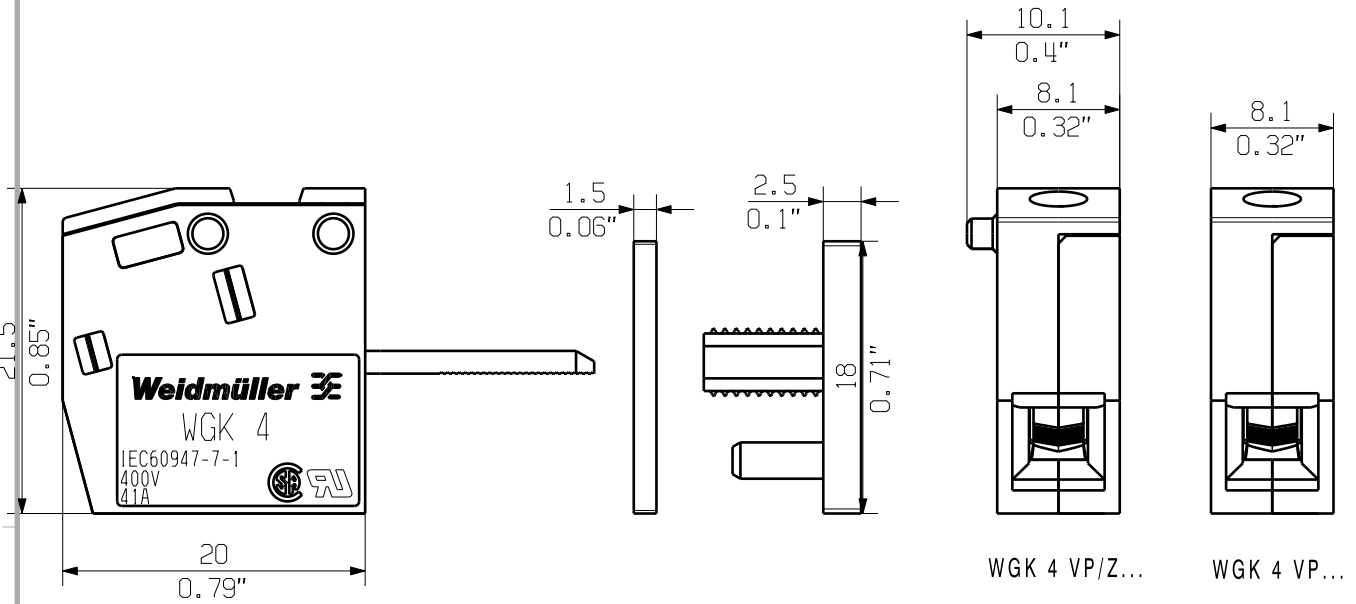


### Graph



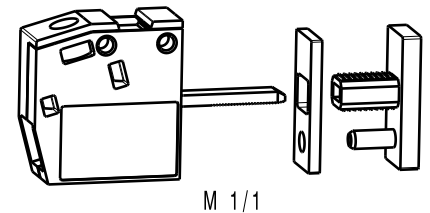
The reproduction, distribution and utilization of this document as well as the communication of its contents to others without explicit authorization is prohibited. Offenders will be held liable for the payment of damages. Weidmueller exclusively reserves the right to file for patents, utility models or designs.

© Weidmueller Interface GmbH & Co. KG



KUNDENZEICHNUNG  
CUSTOMER DRAWING

rated data  
rated cross-section 4 mm<sup>2</sup>  
rated current 41A  
rated voltage 400V



GENERAL TOLERANCE: DIN ISO 2768-m		91733/5 21.03.17 MA_J 00		Cat.no.: .		
	Max. nos.	<b>Weidmüller</b>		4 43933 02		
Modification		Drawing no.		Issue no.		
Date		Sheet 00		of 01 sheets		
Name		<p><b>WGK 4 VP...</b> DURCHGANGS-REIHENKLEMME PANEL FEED-THROUGH TERMINAL</p>				
Drawn	19.02.2008					ZHOU_B
Responsible						MA_J
Scale: 2/1	Checked	22.03.2017	ZHOU_N	Product file: WGK 4...		
Supersedes: .	Approved		XU_S	5250		