

SAIL-M12WM12W-5B-10U

Weidmüller Interface GmbH & Co. KG

Klingenbergstraße 26

D-32758 Detmold

Germany

www.weidmueller.com



Sensor/actuator cables are used for wiring sensors and actuators and for transmitting data or power in various applications. The moulded cable offers connected and tested connection of the plug-in connector to the cable ex-works. The cables may be exposed to a wide range of conditions, such as humidity, dust, heat, cold, shock or vibration.

Our developers have focused specifically on this issue and designed a host of different M8 and M12 sensor-actuator cables so you are bound to find the solution you need for your application.

Is there something you have not managed to find or you feel needs explanation? Talk to us!

General ordering data

Version	Sensor/actuator line, Connecting line, M12 / M12, Number of poles : 5, 10 m, pin, 90° - socket 90°; Shielded: No, LED: No, Sheath material: PUR, Halogen: No
Order No.	1061931000
Type	SAIL-M12WM12W-5B-10U
GTIN (EAN)	4032248811458
Qty.	1 pc(s).

Creation date March 16, 2023 2:29:12 PM CET

Catalogue status 03.03.2023 / We reserve the right to make technical changes.

SAIL-M12WM12W-5B-10U

Weidmüller Interface GmbH & Co. KG

Klingenbergstraße 26

D-32758 Detmold

Germany

www.weidmueller.com

Technical data

Dimensions and weights

Net weight 381 g

Temperatures

Operating temperature, min. -25 °C Operating temperature, max. 80 °C

Technical specifications for cable

Acceleration	5 m/s ²	Bending cycles	12 Mio
Bending cycles at torsion	> 5 Mio.	Bending radius, min., moving	10 x cable diameter
Bending radius, min., stationary	5 x cable diameter	Cable length	10 m
Colour coding	brown, white, blue, black, grey	Configurable cable length	Yes
Core cross-section	0.34 mm ²	Core in accordance with UL AWM style	10493 (80 °C / 300 V)
Halogen	No	Hydrolysis and microbe resistant	Yes
Insulation	PP	Irradiation crosslinked	No
LABS-free	Yes	Length of torsion	1 m
Number of poles	5	Outer cladding in accordance with UL AWM style	20549 (80 °C / 300 V)
Outside diameter	5.3 mm ± 0.2 mm	Resistance to oils	in accordance with IEC 60811:404
Resistance to spread of flame	In accordance with UL1581 UL / CUL FT2, in accordance with IEC 60332-2-2	Resistant to welding beads	No
Sheath material	PUR	Sheathing colour	black
Shielded	No	Speed	5 m/s
Suitable for cable carriers	Yes	Temperature range, moving	-25...80 °C
Temperature range, stationary	-40...80 °C	Torsion resistance	360 °/m
Welding spark resistance	No		

General technical data

Coding	B	Connection thread	M12 / M12
Contact surface	Gold-plated	Housing main material	PUR
Insulation strength	10 ⁸ Ω	LED	No
Plugging cycles	≥ 100	Pollution severity	3
Protection degree	IP65, IP66, IP67, IP68, when screwed in, IP69	Rated current	4 A
Rated voltage	60 V	Shock and vibration proof according to	Section B
Temperature range of housing	-40 ... +85 °C	Threaded ring material	Diecast zinc
Tightening torque	M12: 0.8 - 1.2 Nm	Version	pin, 90°; - socket 90°;
jumpered	No		

Electrical properties

Insulation strength 10⁸ Ω Rated voltage 60 V

General standards

Certificate no. (cULus) E307231 Connector standard IEC 61076-2-101

SAIL-M12WM12W-5B-10U**Weidmüller Interface GmbH & Co. KG**

Klingenbergstraße 26

D-32758 Detmold

Germany

www.weidmueller.com

Technical data**Standards**

Connector standard	IEC 61076-2-101	Shock and vibration proof according to	Section B
--------------------	-----------------	--	-----------

Classifications

ETIM 6.0	EC001855	ETIM 7.0	EC001855
ETIM 8.0	EC001855	ECLASS 9.0	27-06-03-11
ECLASS 9.1	27-06-03-11	ECLASS 10.0	27-06-03-11
ECLASS 11.0	27-06-03-11	ECLASS 12.0	27-06-03-11

Environmental Product Compliance

REACH SVHC	Lead 7439-92-1
SCIP	1c533b66-fcff-4da5-b89f-fd55fbf5cb55

Approvals

Approvals



ROHS	Conform
UL File Number Search	UL Website
Certificate no. (cULus)	E307231

Downloads

Engineering Data	WSCAD
Product Change Notification	DE - Technische Änderung zu M12 Gewinding mit 6-Kant EN - Technical change to M12 nut with additional hexagonal mounting
Catalogues	Catalogues in PDF-format
Brochures	FL FIELDWIRING EN

SAIL-M12WM12W-5B-10U

Weidmüller Interface GmbH & Co. KG
 Klingenbergstraße 26
 D-32758 Detmold
 Germany

www.weidmueller.com

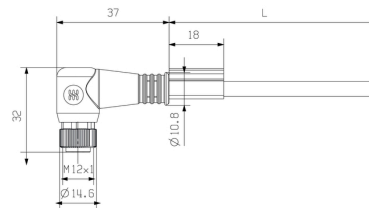
Drawings

Dimensioned drawing



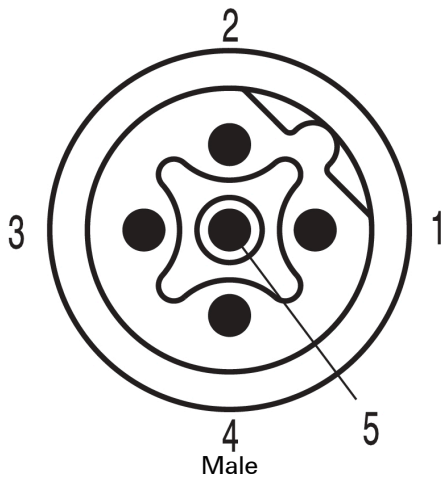
Male, angled

Dimensioned drawing

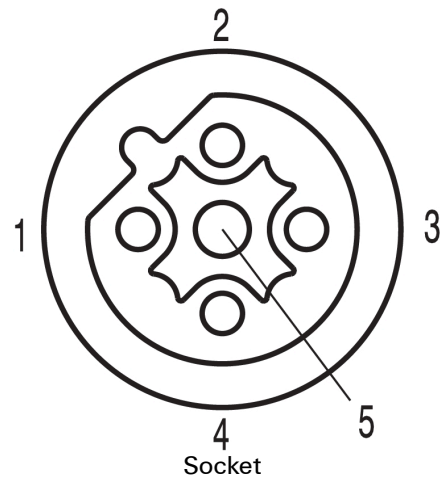


Angled socket

Pole scheme



Pole scheme



Wiring diagram



The ideal tool: Screwty® with torque function



Light, securely screwed-in round plug-in connectors. Screwty set DM / VPE: 1 / Order No.: 1920000000 Adapters: M12, M12 F, M8, M8 F