

VSSC6 TAZ 12VDC


Weidmüller Interface GmbH & Co. KG

Klingenbergstraße 26

D-32758 Detmold

Germany

www.weidmueller.com



Surge protection with individual components

- With suppressor diodes

Suppressor diodes work similarly as conventional Zener diodes. The diode becomes conductive within 10–100ps after a certain breakdown voltage, set by the manufacturer, is exceeded. Compared to Zener diodes, suppressor diodes have a higher current-carrying capacity and a shorter reaction time.

General ordering data

Version	Surge protection for instrumentation and control, Surge protection for measurement and control, $U_p(L/N-PE) < 50\text{ V}$
Order No.	1064730000
Type	VSSC6 TAZ 12VDC
GTIN (EAN)	4032248830015
Qty.	10 pc(s).

Creation date February 20, 2023 1:42:03 PM CET

Catalogue status 03.02.2023 / We reserve the right to make technical changes.

VSSC6 TAZ 12VDC**Weidmüller Interface GmbH & Co. KG**

Klingenbergstraße 26

D-32758 Detmold

Germany

www.weidmueller.com

Technical data**Dimensions and weights**

Depth	81 mm	Depth (inches)	3.189 inch
Height	88.5 mm	Height (inches)	3.484 inch
Width	6.2 mm	Width (inches)	0.244 inch
Net weight	41.2 g		

Temperatures

Storage temperature	-40 °C...80 °C	Operating temperature	-40 °C...70 °C
Operating temperature, min.	-40 °C	Operating temperature, max.	70 °C
Humidity	5...96 %		

Probability of failure

SIL PAPER	SIL Paper	SIL in compliance with IEC 61508	3
MTTF	3,567 Jahre	SFF	100 %
λges	32	PFH in 1*10 ⁻⁹ per hour	0

Rated data UL

Certificate No. (UL)	E311081	UL certificate	UL Zertifikat
----------------------	---------	----------------	---------------

CSA protection data

Gas group C	IIB	Gas group D	IIA
Gas groups A, B	IIC	Input current, max. I _I	12 A
Input voltage, max. U _i	15 V	Internal capacity, max. C _I	2 nF
Internal inductance, max. L _I	0 μH		

General data

Colour	black	Design	Terminal
Isolating function	No	Optical function display	No
Protection degree	IP20	Rail	TS 35
Segment	Measurement - Monitoring - Setting	UL 94 flammability rating	V-0
Version	Surge protection for measurement and control		

Insulation coordination acc. to EN 50178

Pollution severity	2	Surge voltage category	III
--------------------	---	------------------------	-----

Rated data IEC / EN

Capacitance	4.9 pF	Discharge current I _{max} (8/20μs) wire-PE	0.5 kA
Discharge current I _n (8/20μs) wire-PE	0.2 kA	Discharge current, max. (8/20 μs)	1 kA
Max. continuous voltage, U _c (DC)	15 V	Number of poles	1
Overload - failure mode	Mode 1	Protection level U _p (typ.)	< 50 V
Rated current I _N	12 A	Rated voltage (DC)	12 V
Requirements category acc. to IEC 61643-21	C3	Standards	According to IEC61643-21
Surge current-carrying capacity C3	50 A 10/1000 μs	Voltage type	DC
Volume resistance	<0.1 Ω		

Creation date February 20, 2023 1:42:03 PM CET

Catalogue status 03.02.2023 / We reserve the right to make technical changes.

2

VSSC6 TAZ 12VDC

Weidmüller Interface GmbH & Co. KG

Klingenbergstraße 26

D-32758 Detmold

Germany

www.weidmueller.com

Technical data

Further details of approvals

GOST certificate GOST-Zertifikat

Connection data

Stripping length	10 mm	Type of connection	Screw connection
Tightening torque, min.	0.5 Nm	Tightening torque, max.	0.8 Nm
Clamping range, min.	0.5 mm ²	Clamping range, max.	4 mm ²
Wire cross-section, solid, min.	0.5 mm ²	Wire cross-section, solid, max.	6 mm ²
Conductor cross-section, flexible, AEH (DIN 46228-1), min.	0.5 mm ²	Conductor cross-section, flexible, AEH (DIN 46228-1), max.	4 mm ²
Connection cross-section, stranded, min.	0.5 mm ²	Connection cross-section, stranded, max.	4 mm ²

Ratings IECEx/ATEX/cUL

cUL certificate cUL Certificate

Classifications

ETIM 6.0	EC000943	ETIM 7.0	EC000943
ETIM 8.0	EC000943	ECLASS 9.0	27-13-08-07
ECLASS 9.1	27-13-08-07	ECLASS 10.0	27-13-08-07
ECLASS 11.0	27-13-08-07	ECLASS 12.0	27-17-90-90

Tender specification sheets

Long specification	<p>Feed-through terminal, 6.2 mm wide with suppressor diodes between the two signal lines and the mounting rail potential, TS 35 contact base. A signal with max. 12A can be protected here. When the terminal is fitted, a simultaneous electrically conducting contact is made between the mounting rail (earth) and the reference potential (ground) of the protection circuit in the terminal. Optical identification of the terminal based on the type of protected switching and the voltage level. The terminal can be labelled or marked.</p>	<p>Short specification</p> <p>Feed-through terminal with suppressor diodes (TAZ) between two signal lines and the mounting rail potential, TS 35 contact base. Version: 12 V DC</p>
--------------------	-------------------------------------------------------------------------------------------------------------------------------------------------------------------------------------------------------------------------------------------------------------------------------------------------------------------------------------------------------------------------------------------------------------------------------------------------------------------------------------------------------------------------------------------------------	-------------------------------------------------------------------------------------------------------------------------------------------------------------------------------------

Environmental Product Compliance

REACH SVHC	Lead 7439-92-1
SCIP	71e97bb7-979f-4330-94c0-20c629bb05e3

Important note

Product information	Mode 1: State where the voltage-limiting part of the SPD was disconnected. The voltage limiting function is no longer available, but the cable is still functional.
---------------------	---------------------------------------------------------------------------------------------------------------------------------------------------------------------

Creation date February 20, 2023 1:42:03 PM CET

Catalogue status 03.02.2023 / We reserve the right to make technical changes.

VSSC6 TAZ 12VDC

Weidmüller Interface GmbH & Co. KG
Klingenbergstraße 26
D-32758 Detmold
Germany

www.weidmueller.com

Technical data

Approvals

Approvals



ROHS	Conform
UL File Number Search	UL Website
Certificate No. (UL)	E311081

Downloads

Approval/Certificate/Document of Conformity	SIL Paper EU_Konformitätserklärung / EU_Declaration_of_Conformity
Engineering Data	CAD data – STEP
Engineering Data	WSCAD
User Documentation	Beipackzettel / Instruction sheet
Catalogues	Catalogues in PDF-format
Brochures	


Data sheet

VSSC6 TAZ 12VDC

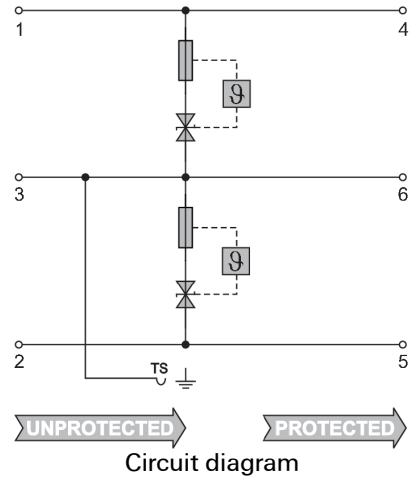
Weidmüller Interface GmbH & Co. KG
 Klingenbergstraße 26
 D-32758 Detmold
 Germany

www.weidmueller.com

Drawings



Similar to illustration



Circuit diagram

