

**FBC PA M12 MA-FMA 10M**

**Weidmüller Interfaces GmbH & Co. KG**

Postfach 3030

32760 Detmold

Tel. +49 5231 14-0

Fax. +49 5231 14-2083

info@weidmueller.com

www.weidmueller.com



The most reliable way of achieving connections between two I/O slaves or between the control and one I/O subscriber is by way of pre-assembled cables. The line of cables covers PROFIBUS, CANopen, DeviceNet™, EtherCAT and Ethernet.

**General ordering data**

Version	Bus line, Connecting line, M12 / M12, Number of poles: 2, 10 m, pin, 90&deg; - socket 90&deg;, Shielded: Yes, LED: No, Sheath material: PVC, Halogen: Yes
Order No.	<a href="#">1076551000</a>
Type	FBC PA M12 MA-FMA 10M
GTIN (EAN)	4032248834198
Qty.	1 Stück

## FBC PA M12 MA-FMA 10M

Weidmüller Interfaces GmbH & Co. KG

Postfach 3030

32760 Detmold

Tel. +49 5231 14-0

Fax. +49 5231 14-2083

info@weidmueller.com

www.weidmueller.com

## Technische Daten

### Dimensions and weights

Net weight 784 g

### Technical specifications for cable

Bending radius, min., moving	8 x cable diameter	Bending radius, min., stationary	8 x cable diameter
Cable length	10 m	Colour coding	red, green
Configurable cable length	No	Core cross-section	1 mm <sup>2</sup>
Halogen	Yes	Hybrid cable	No
Insulation	PE	Irradiation crosslinked	No
Number of poles	2	Outside diameter	8 mm ± 0.4 mm
Resistant to welding beads	No	Sheath material	PVC
Sheathing colour	black	Shielded	Yes
Suitable for cable carriers	No	Temperature range, moving	-5...60 °C
Temperature range, stationary	-30...80 °C	Welding spark resistance	No

### General technical data

Coding	A	Connection thread	M12 / M12
Contact surface	Gold-plated	Housing main material	PUR
Insulation strength	10 <sup>8</sup> Ω	LED	No
Plugging cycles	≥ 100	Pollution severity	3
Protection degree	IP67	Rated voltage	100 V
Temperature range of housing	-25...+80 °C	Threaded ring material	Brass, nickel-plated
Tightening torque	M12: 0.8 - 1.2 Nm	Version	pin, 90°; - socket 90°;
jumpered	No		

### Electrical properties

Insulation strength 10<sup>8</sup> Ω      Rated voltage 100 V

### Plug

Plug	Cable side	left
	Version of contact face	M12
	Coding of plug	A
	Protection degree (IP)	IP67
	Gender of contact	male contact
	Outlet direction	angled 90°
	Housing main material	Plastic
	Shielding available	Yes
	Cable side	right
	Version of contact face	M12
	Coding of plug	A
	Protection degree (IP)	IP67
	Gender of contact	female contact
	Outlet direction	angled 90°
Housing main material	Plastic	
Shielding available	Yes	
Plug left	M12, A, IP67, male contact, angled 90°, Plastic, shielded	
Plug right	M12, A, IP67, female contact, angled 90°, Plastic, shielded	

## FBC PA M12 MA-FMA 10M

**Weidmüller Interfaces GmbH & Co. KG**

Postfach 3030

32760 Detmold

Tel. +49 5231 14-0

Fax. +49 5231 14-2083

[info@weidmueller.com](mailto:info@weidmueller.com)

[www.weidmueller.com](http://www.weidmueller.com)

## Technische Daten

### Classifications

ETIM 6.0	EC002599	ETIM 7.0	EC002599
ETIM 8.0	EC002599	ECLASS 9.0	27-06-03-08
ECLASS 9.1	27-06-03-08	ECLASS 10.0	27-06-03-08
ECLASS 11.0	27-06-03-08	ECLASS 12.0	27-06-03-08

### Environmental Product Compliance

REACH SVHC	Lead 7439-92-1
SCIP	273a2adc-147a-4b75-9d50-227deee55a05

### Approvals

Approvals



ROHS	Conform
------	---------

### Downloads

Engineering Data	<a href="#">WSCAD, EPLAN</a>
Catalogues	<a href="#">Catalogues in PDF-format</a>
Brochures	<a href="#">FL FIELDWIRING EN</a>

FBC PA M12 MA-FMA 10M

Weidmüller Interfaces GmbH & Co. KG

Postfach 3030

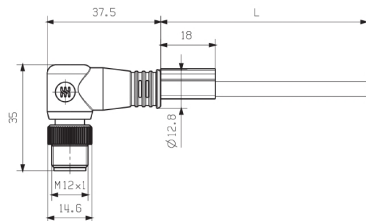
32760 Detmold

Tel. +49 5231 14-0

Fax. +49 5231 14-2083


Zeichnungen

Dimensioned drawing



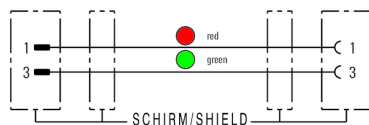
Male, angled

Pole scheme

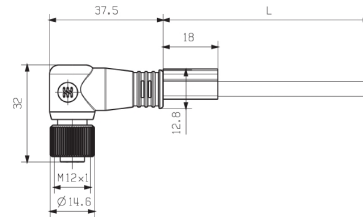


Pin

Wiring diagram




Dimensioned drawing [info@weidmueller.com](mailto:info@weidmueller.com)



Socket angled

Pole scheme



Socket

The ideal tool: Screwty® with torque function



Light, securely screwed-in round plug-in connectors. Screwty set DM / VPE: 1 / Order No.: 1920000000 Adapters: M12, M12 F, M8, M8 F