

## SAIL-M12BW-4-2L3.0UGE

**Weidmüller Interface GmbH & Co. KG**

Klingenbergstraße 26

D-32758 Detmold

Germany

[www.weidmueller.com](http://www.weidmueller.com)



Sensor/actuator cables are used for wiring sensors and actuators and for transmitting data or power in various applications. The moulded cable offers connected and tested connection of the plug-in connector to the cable ex-works. The cables may be exposed to a wide range of conditions, such as humidity, dust, heat, cold, shock or vibration.

Our developers have focused specifically on this issue and designed a host of different M8 and M12 sensor-actuator cables so you are bound to find the solution you need for your application.

Is there something you have not managed to find or you feel needs explanation? Talk to us!

### General ordering data

|            |   |
|------------|---|
| Version    | Sensor/actuator line, One end without connector, M12, Number of poles : 4, 3 m, Socket, angled, Shielded: No, LED: Yes, Sheath material: PUR, Halogen: No |
| Order No.  | <a href="#">1092950300</a>  |
| Type       | SAIL-M12BW-4-2L3.0UGE   |
| GTIN (EAN) | 4032248865802   |
| Qty.       | 1 pc(s).  |

Creation date March 16, 2023 2:43:56 PM CET

Catalogue status 03.03.2023 / We reserve the right to make technical changes.

## SAIL-M12BW-4-2L3.0UGE

**Weidmüller Interface GmbH & Co. KG**

Klingenbergstraße 26

D-32758 Detmold

Germany

www.weidmueller.com

## Technical data

### Dimensions and weights

Net weight 105 g

### Temperatures

Operating temperature, min. -25 °C Operating temperature, max. 80 °C

### Technical specifications for cable

|                                  |  |  |                                  |
|----------------------------------|--|--|----------------------------------|
| Acceleration                     | 5 m/s <sup>2</sup>   | Bending cycles                                 | 5 Mio                            |
| Bending cycles at torsion        | > 5 Mio.   | Bending radius, min., moving                   | 10 x cable diameter              |
| Bending radius, min., stationary | 5 x cable diameter   | Cable length                                   | 3 m                              |
| Colour coding                    | brown, white, blue, black  | Configurable cable length                      | No                               |
| Core cross-section               | 0.34 mm <sup>2</sup>   | Core in accordance with UL AWM style           | 10493 (80 °C / 300 V)            |
| Halogen                          | No   | Hydrolysis and microbe resistant               | Yes                              |
| Insulation                       | PP   | Irradiation crosslinked                        | No                               |
| LABS-free                        | Yes  | Length of torsion                              | 1 m                              |
| Number of poles                  | 4  | Outer cladding in accordance with UL AWM style | 20549 (80 °C / 300 V)            |
| Outside diameter                 | 4.7 mm ± 0.2 mm  | Resistance to oils                             | in accordance with IEC 60811:404 |
| Resistance to spread of flame    | In accordance with UL1581 UL / CUL FT2, in accordance with IEC 60332-2-2 | Resistant to welding beads                     | No                               |
| Sheath material                  | PUR  | Sheathing colour                               | yellow                           |
| Shielded                         | No   | Speed  | 5 m/s                            |
| Suitable for cable carriers      | Yes  | Temperature range, moving                      | -25...80 °C                      |
| Temperature range, stationary    | -40...80 °C  | Torsion resistance                             | 360 °/m                          |
| Welding spark resistance         | No   |  |                                  |

### General technical data

|                        |   |                              |                   |
|------------------------|---|------------------------------|-------------------|
| Coding                 | A                                       | Connection thread            | M12               |
| Contact surface        | Gold-plated                             | Housing main material        | PUR               |
| Insulation strength    | 10 <sup>8</sup> Ω                       | LED                          | Yes               |
| Plugging cycles        | ≥ 100                                   | Pollution severity           | 3                 |
| Protection degree      | IP67, IP68, when screwed in, IP65, IP66 | Rated current                | 4 A               |
| Rated voltage          | 24 V                                    | Temperature range of housing | -40 ... +85 °C    |
| Threaded ring material | Brass, nickel-plated                    | Tightening torque            | M12: 0.8 - 1.2 Nm |
| Version                | Socket, angled                          | jumpered                     | No                |

### Electrical properties

Insulation strength 10<sup>8</sup> Ω Rated voltage 24 V

### General standards

Certificate No. (CSA) 200039-2372994 Certificate No. (UL) E307231  
Connector standard IEC 61076-2-101

### Standards

Connector standard IEC 61076-2-101

Creation date March 16, 2023 2:43:56 PM CET

Catalogue status 03.03.2023 / We reserve the right to make technical changes.

**SAIL-M12BW-4-2L3.0UGE****Weidmüller Interface GmbH & Co. KG**

Klingenbergstraße 26

D-32758 Detmold

Germany

www.weidmueller.com

**Technical data****Classifications**

|             |             |             |             |
|-------------|-------------|-------------|-------------|
| ETIM 6.0    | EC001855    | ETIM 7.0    | EC001855    |
| ETIM 8.0    | EC001855    | ECLASS 9.0  | 27-06-03-11 |
| ECLASS 9.1  | 27-06-03-11 | ECLASS 10.0 | 27-06-03-11 |
| ECLASS 11.0 | 27-06-03-11 | ECLASS 12.0 | 27-06-03-11 |

**Environmental Product Compliance**

|            |                                      |
|------------|--------------------------------------|
| REACH SVHC | Lead 7439-92-1                       |
| SCIP       | 1c533b66-fcff-4da5-b89f-fd55fbf5cb55 |

**Approvals**

Approvals



|                       |            |
|-----------------------|------------|
| ROHS                  | Conform    |
| UL File Number Search | UL Website |
| Certificate No. (UL)  | E307231    |

**Downloads**

|                             |   |
|-----------------------------|---|
| Engineering Data            | <a href="#">CAD data – STEP</a>   |
| Engineering Data            | <a href="#">WSCAD</a>   |
| Product Change Notification | <a href="#">DE - Technische Änderung zu M12 Gewinding mit 6-Kant</a><br><a href="#">EN - Technical change to M12 nut with additional hexagonal mounting</a> |
| Catalogues                  | <a href="#">Catalogues in PDF-format</a>  |
| Brochures                   | <a href="#">FL FIELDWIRING EN</a>   |

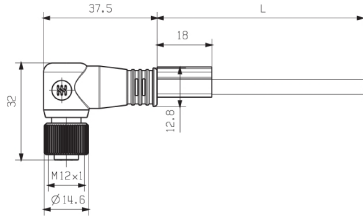
**SAIL-M12BW-4-2L3.0UGE**

**Weidmüller Interface GmbH & Co. KG**  
 Klingenbergstraße 26  
 D-32758 Detmold  
 Germany

www.weidmueller.com

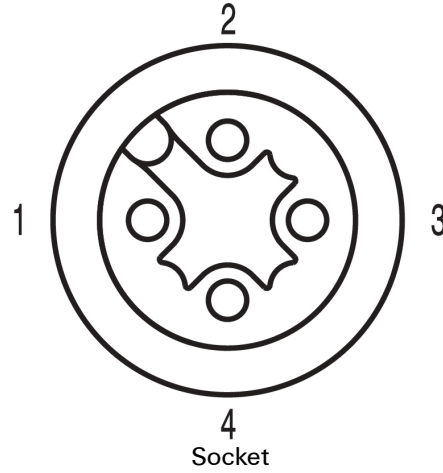
**Drawings**

**Dimensioned drawing**



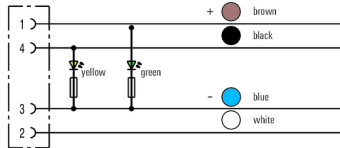
Angled socket

**Pole scheme**



Socket

**Wiring diagram**



**The ideal tool: Screwty<sup>®</sup> with torque function**



Light, securely screwed-in round plug-in connectors. Screwty set DM / VPE: 1 / Order No.: 1920000000 Adapters: M12, M12 F, M8, M8 F