

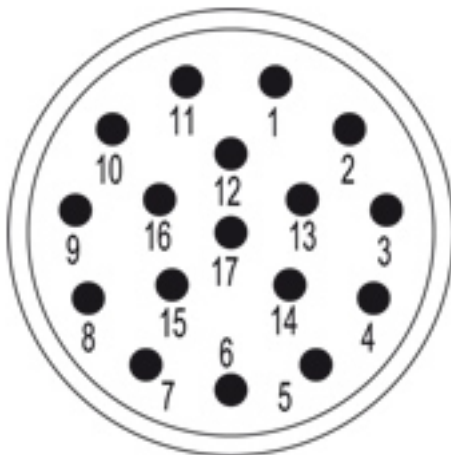
**SAI-M23-SE-17****Weidmüller Interface GmbH & Co. KG**

Klingenbergstraße 26

D-32758 Detmold

Germany

www.weidmueller.com

**Pinning**

The M23 round plug-in connectors offer a high number of mating cycles, high current-carrying capacity and high contact-density coupled with minimum dimensions. Enclosures, inserts and crimp contacts need to be ordered separately.

**General ordering data**

Version	Sensor/Actuator plug-in connector, Insert
Order No.	<a href="#">1170100000</a>
Type	SAI-M23-SE-17
GTIN (EAN)	4032248962181
Qty.	1 pc(s).

Creation date March 7, 2023 5:53:41 PM CET

Catalogue status 03.03.2023 / We reserve the right to make technical changes.

## SAI-M23-SE-17

Weidmüller Interface GmbH & Co. KG  
Klingenbergstraße 26  
D-32758 Detmold  
Germany

www.weidmueller.com

## Technical data

## Dimensions and weights

Net weight 3 g

## Temperatures

Operating temperature, min. -40 °C Operating temperature, max. 125 °C

## Technical data customisable plug-in connectors

Coding	none	Coding possibilities for M23 signal inserts	H, N, S, X, Y, Z
Housing main material	Thermoplastic polyamide PA 6, PBT	Number of poles	17
Plugging cycles	> 1000	Pollution severity	3
Rated current	8 A	Rated current	1 mm contact = 8 A
Rated voltage	160 V	Rated voltage	1 mm contact= 160 V
Type of connection	Crimp connection		

## Classifications

ETIM 6.0	EC000438	ETIM 7.0	EC003557
ETIM 8.0	EC003557	ECLASS 9.1	27-44-02-05
ECLASS 10.0	27-44-02-23	ECLASS 11.0	27-44-02-23
ECLASS 12.0	27-44-02-23		

## Approvals

Approvals



ROHS	Conform
UL File Number Search	UL Website
Certificate No. (UR)	E344862

## Downloads

Catalogues	<a href="#">Catalogues in PDF-format</a>
Brochures	<a href="#">FL FIELDWIRING EN</a> <a href="#">FL FIELDWIRING EN</a>

**Data sheet**

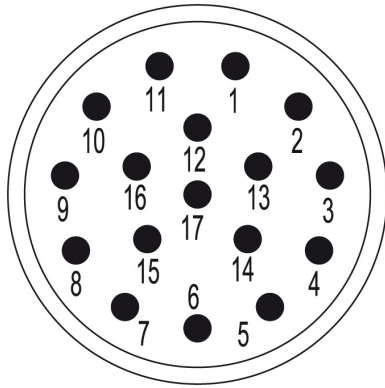
**SAI-M23-SE-17**

**Weidmüller Interface GmbH & Co. KG**  
 Klingenbergstraße 26  
 D-32758 Detmold  
 Germany

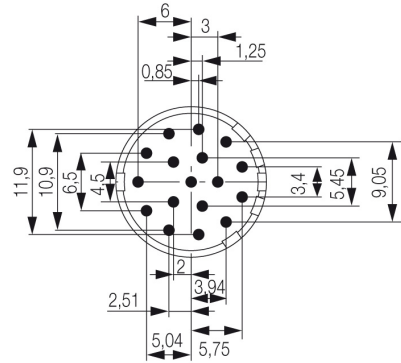
www.weidmueller.com

**Drawings**

**Pinning**



**Dimensioned drawing**



**Technical data**

Number of positions	6	7	9	12	16	17	19			
Number of contacts	6	7	8	1	12	16	17	16	3	
Contacte	mm	2	2	1	2	1	1	1	1	1.5

