

RCL425048

Weidmüller Interface GmbH & Co. KG

Klingenbergstraße 26

D-32758 Detmold

Germany

www.weidmueller.com

Product image



Similar to illustration

Individual relays for TERMSERIES

- Electromechanical relays
- Different contact materials

General ordering data

Version	TERMSERIES, Relay, Number of contacts: 2, CO contact AgNi gold-plated, Rated control voltage: 48 V DC, Continuous current: 8 A, Plug-in connection, Test button available: No
Order No.	1201230000
Type	RCL425048
GTIN (EAN)	4050118049725
Qty.	20 Stück

Erstellungs-Datum May 25, 2023 12:20:44 PM CEST

Katalogstand 12.05.2023 / Technische Änderungen vorbehalten

RCL425048

Weidmüller Interface GmbH & Co. KG
 Klingenbergstraße 26
 D-32758 Detmold
 Germany

www.weidmueller.com

Technische Daten

Dimensions and weights

Depth	15.7 mm	Depth (inches)	0.618 inch
Height	29 mm	Height (inches)	1.142 inch
Width	12.7 mm	Width (inches)	0.5 inch
Net weight	12 g		

Temperatures

Storage temperature	-40 °C...85 °C	Operating temperature	-40 °C...70 °C
Operating temperature, min.	-40 °C	Operating temperature, max.	70 °C
Humidity	40 °C / 93 % rel. humidity, no condensation		

Control side

Rated control voltage	48 V DC	Rated current DC	8.7 mA
Power rating	420 mW	Pull-in/drop-out voltage, typ.	33.6 V / 4.8 V DC
Coil resistance	5520 Ω ± 10 %	Coil tolerance	10 %
Status indicator	No		

Load side

Rated switching voltage	250 V AC	Continuous current	8 A
Max. switching frequency at rated load	0.1 Hz	Inrush current	6 A, 15 A / 4 s
AC switching capacity (resistive), max.	2000 VA	DC switching capacity (resistive), max.	192 W @ 24 V
Switch-on delay	≤ 8 ms	Switch-off delay	≤ 6 ms
Contact type	2 CO contact (AgNi gold-plated)	Mechanical service life	30 x 10 ⁶ switching cycles
Min. switching power	1 mA @ 1 V		

General data

Test button available	No	Mechanical switch position indicator	No
Colour	Transparent	UL 94 flammability rating	V-2

Insulation coordination

Rated voltage	250 V	Pollution severity	2
Surge voltage category	III	Clearance and creepage distances for control side - load side	≥ 10 mm
Dielectric strength for control side - load side	5 kV _{eff} / 1 min	Dielectric strength of neighbouring contacts	2.5 kV _{eff} / 1 Min.
Dielectric strength of open contact	1 kV _{eff} / 1 min	Protection degree	IP20

Connection data

Wire connection method	Plug-in connection	Pitch in mm (P)	5 mm
------------------------	--------------------	-----------------	------

Classifications

ETIM 6.0	EC001437	ETIM 7.0	EC001437
ETIM 8.0	EC001437	ECLASS 9.0	27-37-16-01
ECLASS 9.1	27-37-16-01	ECLASS 10.0	27-37-16-01
ECLASS 11.0	27-37-16-01	ECLASS 12.0	27-37-16-01

RCL425048

Weidmüller Interface GmbH & Co. KG
Klingenbergstraße 26
D-32758 Detmold
Germany

www.weidmueller.com

Technische Daten

Approvals

Approvals



ROHS

Conform

Downloads

Engineering Data	CAD data – STEP
Engineering Data	WSCAD
Catalogues	Catalogues in PDF-format
Brochures	

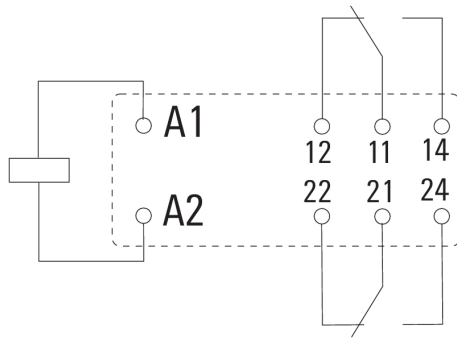
RCL425048

Weidmüller Interface GmbH & Co. KG
 Klingenbergstraße 26
 D-32758 Detmold
 Germany

www.weidmueller.com

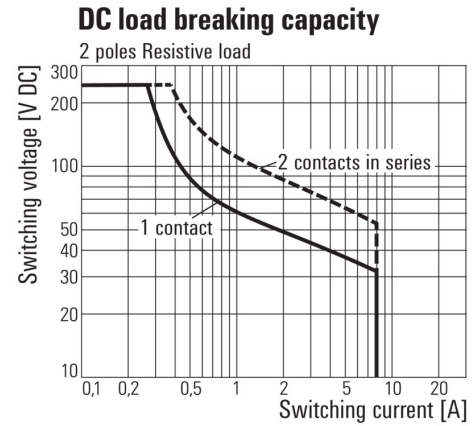
Zeichnungen

Wiring diagram



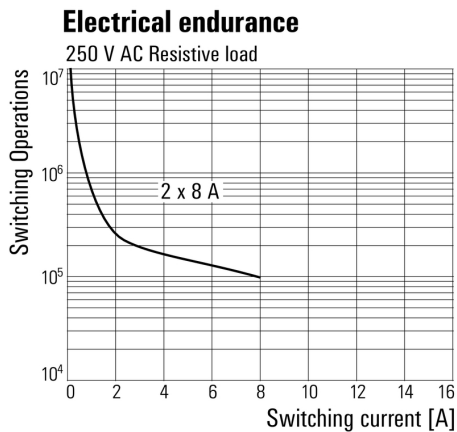
View of Pins from below

Graph

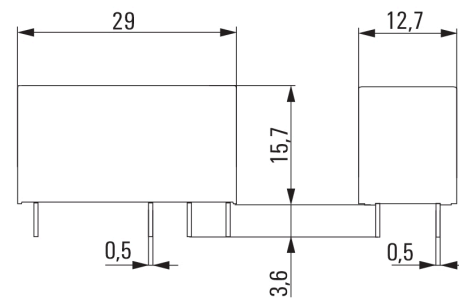


DC load limit curve
 Resistive load

Graph



Electrical service life
 250 V AC resistive load



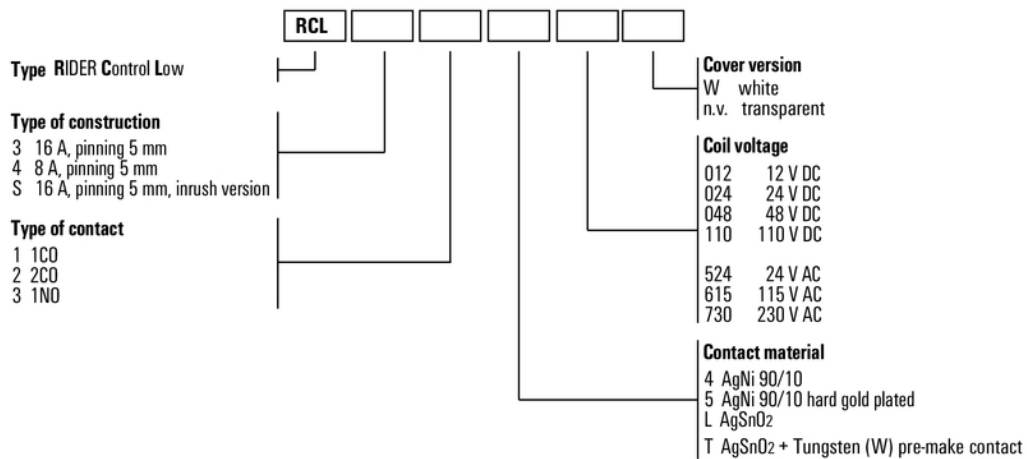
RCL425048

Weidmüller Interface GmbH & Co. KG
 Klingenbergstraße 26
 D-32758 Detmold
 Germany

www.weidmueller.com

Zeichnungen

Miscellaneous



Type codes