

**RCL425060****Weidmüller Interface GmbH & Co. KG**

Klingenbergstraße 26

D-32758 Detmold

Germany

www.weidmueller.com

**Product image**

Similar to illustration

Individual relays for TERMSERIES

- Electromechanical relays
- Different contact materials

**General ordering data**

Version	TERMSERIES, Relay, Number of contacts: 2, CO contact AgNi gold-plated, Rated control voltage: 60 V DC, Continuous current: 8 A, Plug-in connection, Test button available: No
Order No.	<a href="#">1201260000</a>
Type	RCL425060
GTIN (EAN)	4050118049732
Qty.	20 pc(s).

Creation date March 7, 2023 6:02:01 PM CET

Catalogue status 03.03.2023 / We reserve the right to make technical changes.

## RCL425060

Weidmüller Interface GmbH &amp; Co. KG

Klingenbergstraße 26

D-32758 Detmold

Germany

www.weidmueller.com

## Technical data

## Dimensions and weights

Depth	15.7 mm	Depth (inches)	0.618 inch
Height	29 mm	Height (inches)	1.142 inch
Width	12.7 mm	Width (inches)	0.5 inch
Net weight	14.45 g		

## Temperatures

Storage temperature	-40 °C...85 °C	Operating temperature	-40 °C...70 °C
Operating temperature, min.	-40 °C	Operating temperature, max.	70 °C
Humidity	40 °C / 93 % rel. humidity, no condensation		

## Control side

Rated control voltage	60 V DC	Rated current DC	7 mA
Power rating	420 mW	Pull-in/drop-out voltage, typ.	45 V / 6 V DC
Coil resistance	8300 Ω ± 12 %	Coil tolerance	12 %
Status indicator	No		

## Load side

Rated switching voltage	250 V AC	Continuous current	8 A
Max. switching frequency at rated load	0.1 Hz	Inrush current	6 A, 15 A / 4 s
AC switching capacity (resistive), max.	2000 VA	DC switching capacity (resistive), max.	192 W @ 24 V
Switch-on delay	≤ 8 ms	Switch-off delay	≤ 6 ms
Contact type	2 CO contact (AgNi gold-plated)	Mechanical service life	30 x 10 <sup>6</sup> switching cycles
Min. switching power	1 mA @ 1 V		

## General data

Test button available	No	Mechanical switch position indicator	No
Colour	Transparent	UL 94 flammability rating	V-2

## Insulation coordination

Rated voltage	250 V	Pollution severity	2
Surge voltage category	III	Clearance and creepage distances for control side - load side	≥ 10 mm
Dielectric strength for control side - load side	5 kV <sub>eff</sub> / 1 min	Dielectric strength of neighbouring contacts	2.5 kV <sub>eff</sub> / 1 Min.
Dielectric strength of open contact	1 kV <sub>eff</sub> / 1 min	Protection degree	IP20

## Connection data

Wire connection method	Plug-in connection	Pitch in mm (P)	5 mm
------------------------	--------------------	-----------------	------

## Classifications

ETIM 6.0	EC001437	ETIM 7.0	EC001437
ETIM 8.0	EC001437	ECLASS 9.0	27-37-16-01
ECLASS 9.1	27-37-16-01	ECLASS 10.0	27-37-16-01
ECLASS 11.0	27-37-16-01	ECLASS 12.0	27-37-16-01

**RCL425060****Weidmüller Interface GmbH & Co. KG**  
Klingenbergstraße 26  
D-32758 Detmold  
Germany

www.weidmueller.com

**Technical data****Approvals**

Approvals



ROHS

Conform

**Downloads**

Engineering Data	<a href="#">CAD data – STEP</a>
Engineering Data	<a href="#">WSCAD</a>
Catalogues	<a href="#">Catalogues in PDF-format</a>
Brochures	

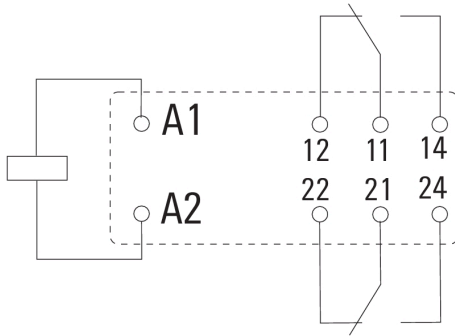
**RCL425060**

**Weidmüller Interface GmbH & Co. KG**  
 Klingenbergstraße 26  
 D-32758 Detmold  
 Germany

www.weidmueller.com

**Drawings**

**Wiring diagram**



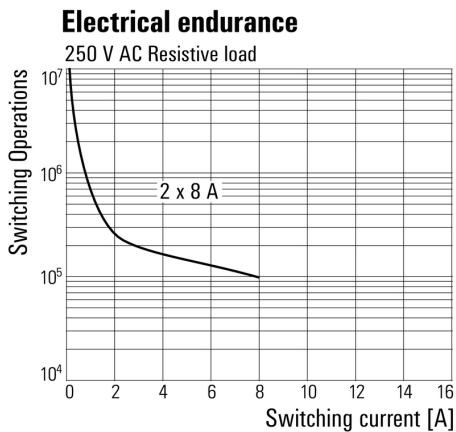
View of Pins from below

**Graph**

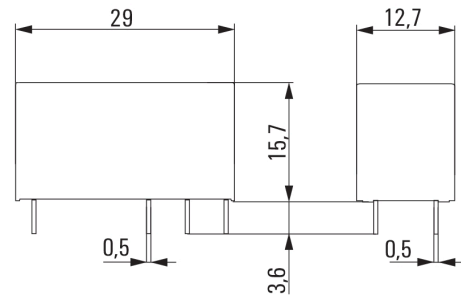


DC load limit curve  
 Resistive load

**Graph**



Electrical service life  
 250 V AC resistive load



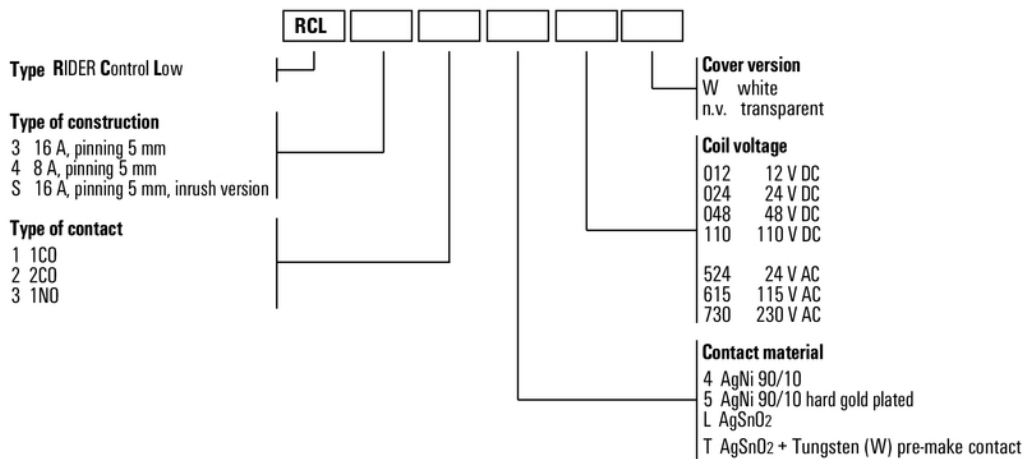
**RCL425060**

**Weidmüller Interface GmbH & Co. KG**  
 Klingenbergstraße 26  
 D-32758 Detmold  
 Germany

www.weidmueller.com

**Drawings**

**Miscellaneous**



Type codes