

## PWR276730L

**Weidmüller Interfaces GmbH & Co. KG**

Postfach 3030

32760 Detmold

Tel. +49 5231 14-0

Fax. +49 5231 14-2083

info@weidmueller.com

www.weidmueller.com


### Product image



Similar to illustration

Our small industrial contactors of the PWR are particularly suitable for switching larger load currents.

- 1 NO contact (30 A) and 2 NO contacts (25 A)
- AgSnO Contact material
- Double contact to increase contact opening
- Direct mounting on DIN rail TS35
- With integrated status LED



### General ordering data

|            |   |
|------------|---|
| Version    | D-SERIES PWR, Relay module, Number of contacts: 2, NO contact AgSnO, Rated control voltage: 230 V AC, Continuous current: 25 A, Screw connection, Test button available: No |
| Order No.  | <a href="#">1219190000</a>  |
| Type       | PWR276730L  |
| GTIN (EAN) | 4032248999118   |
| Qty.       | 10 pc(s).   |

## PWR276730L

Weidmüller Interfaces GmbH &amp; Co. KG

Postfach 3030

32760 Detmold

Tel. +49 5231 14-0

Fax. +49 5231 14-2083

info@weidmueller.com

www.weidmueller.com

## Technical data

## Dimensions and weights

|            |         |                 |            |
|------------|---------|-----------------|------------|
| Depth      | 55 mm   | Depth (inches)  | 2.165 inch |
| Height     | 34 mm   | Height (inches) | 1.339 inch |
| Width      | 50.5 mm | Width (inches)  | 1.988 inch |
| Net weight | 120 g   |                 |            |

## Temperatures

|                             |  |                             |                |
|-----------------------------|--|-----------------------------|----------------|
| Storage temperature         | -25 °C...55 °C                           | Operating temperature       | -25 °C...55 °C |
| Operating temperature, min. | -25 °C                                   | Operating temperature, max. | 55 °C          |
| Humidity                    | 35...85 % rel. humidity, no condensation |                             |                |

## Rated data UL

Certificate No. (cURus) E312083

## Control side

|                       |                |                                |                     |
|-----------------------|----------------|--------------------------------|---------------------|
| Rated control voltage | 230 V AC       | Rated current AC               | 11 mA               |
| Power rating          | 2.5 VA         | Pull-in/drop-out voltage, typ. | 172.5 V / 34.5 V AC |
| Coil resistance       | 21000 Ω ± 10 % | Coil tolerance                 | 10 %                |
| Status indicator      | Green LED      |                                |                     |

## Load side

|   |                      |   |               |
|---|----------------------|---|---------------|
| Rated switching voltage                 | 277 V AC             | Continuous current                      | 25 A          |
| Max. switching frequency at rated load  | 0.1 Hz               | Inrush current                          | 120 A / 50 ms |
| AC switching capacity (resistive), max. | 6900 VA              | DC switching capacity (resistive), max. | 600 W @ 24 V  |
| Switch-on delay                         | < 30 ms              | Switch-off delay                        | < 30 ms       |
| Contact type                            | 2 NO contact (AgSnO) | Min. switching power                    | 100 mA @ 12 V |

## General data

|                                      |                          |                        |  |  |
|--------------------------------------|--------------------------|------------------------|--|--|
| Rail                                 | TS 35                    |                        |  |  |
| Test button available                | No                       |                        |  |  |
| Mechanical switch position indicator | No                       |                        |  |  |
| Colour                               | beige                    |                        |  |  |
| UL94 flammability rating component   | Component                | Relay test button      |  |  |
|                                      | UL94 flammability rating | HB                     |  |  |
|                                      | Component                | Relay status indicator |  |  |
|                                      | UL94 flammability rating | HB                     |  |  |
|                                      | Component                | Relay baseplate        |  |  |
|                                      | UL94 flammability rating | V-0                    |  |  |
| Component                            | Relay cover              |                        |  |  |
|                                      | UL94 flammability rating | V-2                    |  |  |

## Insulation coordination

|   |                             |  |                             |
|---|-----------------------------|--|-----------------------------|
| Rated voltage   | 250 V                       | Pollution severity                               | 3                           |
| Surge voltage category  | III                         | Insulating material group                        | IIIa                        |
| Clearance and creepage distances for control side - load side | ≥ 5.5 mm                    | Dielectric strength for control side - load side | 4 kV <sub>eff</sub> / 1 min |
| Dielectric strength of neighbouring contacts                  | 2 kV <sub>eff</sub> / 1 min | Dielectric strength of open contact              | 2 kV <sub>eff</sub> / 1 min |
| Impulse withstand voltage                                     | 6 kV (1.2/50 μs)            | Protection degree                                | IP10                        |

Creation date February 28, 2023 12:40:06 PM CET

Catalogue status 18.02.2023 / We reserve the right to make technical changes.

## PWR276730L

Weidmüller Interfaces GmbH &amp; Co. KG

Postfach 3030

32760 Detmold

Tel. +49 5231 14-0

Fax. +49 5231 14-2083

info@weidmueller.com

www.weidmueller.com

## Technical data

## Further details of approvals / standards

Certificate No. (cURus) E312083

## Connection data (control side)

|   |                     |   |                     |
|---|---------------------|---|---------------------|
| Wire connection method (control side)               | Screw connection    | Min. rated connection clamping range (control side) | 0.5 mm <sup>2</sup> |
| Max. rated connection clamping range (control side) | 2.5 mm <sup>2</sup> | Min. tightening torque (control side)               | 0.5 Nm              |
| Max. tightening torque (control side)               | 1.2 Nm              | Blade size (control side)                           | Gr. PH2             |

## Connection data (load side)

|  |                   |  |                     |
|--|-------------------|--|---------------------|
| Wire connection method (load side)               | Screw connection  | Min. rated connection clamping range (load side) | 0.5 mm <sup>2</sup> |
| Max. rated connection clamping range (load side) | 4 mm <sup>2</sup> | Min. tightening torque (load side)               | 0.5 Nm              |
| Max. tightening torque (load side)               | 1.2 Nm            | Blade size (load side)                           | Gr. PH2             |

## Connection data

Wire connection method Screw connection

## Classifications

|             |             |             |             |
|-------------|-------------|-------------|-------------|
| ETIM 6.0    | EC001437    | ETIM 7.0    | EC001437    |
| ETIM 8.0    | EC001437    | ECLASS 9.0  | 27-37-16-01 |
| ECLASS 9.1  | 27-37-16-01 | ECLASS 10.0 | 27-37-16-01 |
| ECLASS 11.0 | 27-37-16-01 | ECLASS 12.0 | 27-37-16-01 |

## Environmental Product Compliance

REACH SVHC Lead 7439-92-1

## Approvals

Approvals



|                         |            |
|-------------------------|------------|
| ROHS                    | Conform    |
| UL File Number Search   | UL Website |
| Certificate No. (cURus) | E312083    |

## Downloads

|   |   |
|---|---|
| Approval/Certificate/Document of Conformity | <a href="#">EU Konformitätserklärung / EU Declaration of Conformity</a> |
| Engineering Data                            | <a href="#">CAD data – STEP</a>   |
| Engineering Data                            | <a href="#">WSCAD</a>   |
| Catalogues                                  | <a href="#">Catalogues in PDF-format</a>                                |
| Brochures                                   |   |

**PWR276730L**

Weidmüller Interfaces GmbH & Co. KG

Postfach 3030

32760 Detmold

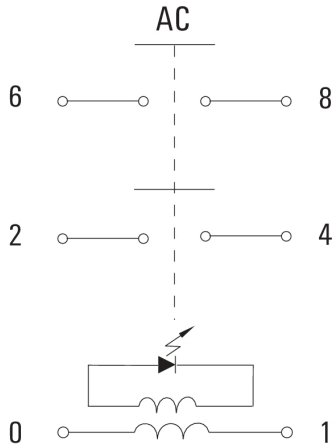
Tel. +49 5231 14-0

Fax. +49 5231 14-2083

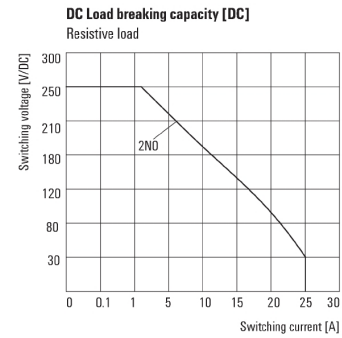
info@weidmueller.com

**Drawings**

**Wiring diagram**

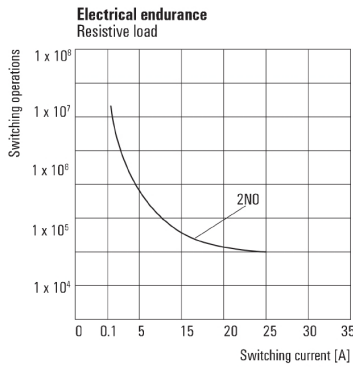


**Graph**



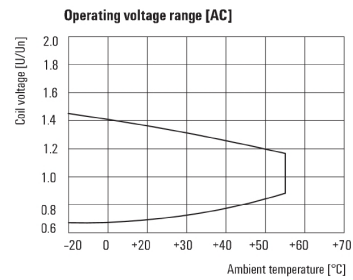
DC load limit curve  
Resistive load

**Graph**



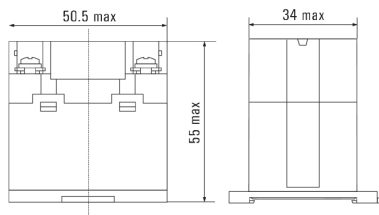
Electrical service life  
Resistive load

**Graph**



AC operational voltage range

**Dimensional drawing**



**PWR276730L**

**Weidmüller Interfaces GmbH & Co. KG**

Postfach 3030

32760 Detmold

Tel. +49 5231 14-0

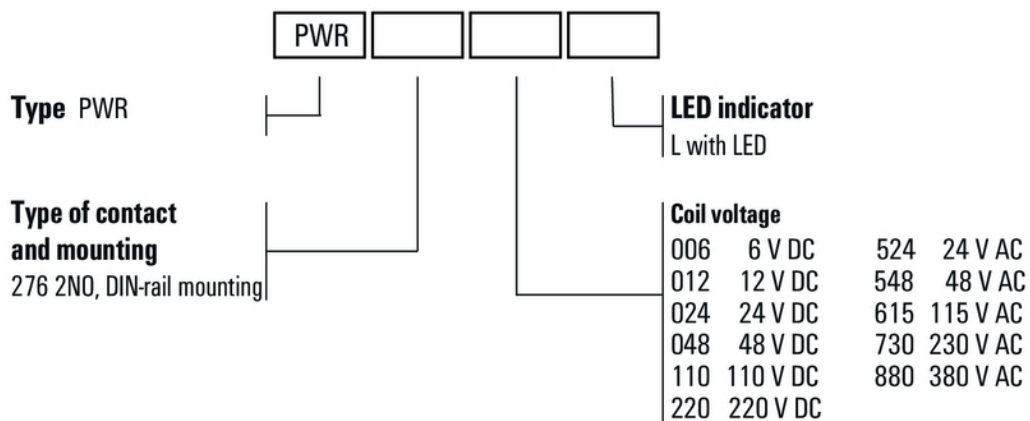
Fax. +49 5231 14-2083

info@weidmueller.com

www.weidmueller.com

**Drawings**

**Miscellaneous**



Type codes