

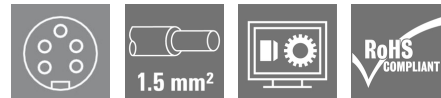
**SAIL-7/8BG-5-1.5U****Weidmüller Interface GmbH & Co. KG**

Klingenbergstraße 26

D-32758 Detmold

Germany

www.weidmueller.com



Sensor/actuator cables are used for wiring sensors and actuators and for transmitting data or power in various applications. The moulded cable offers connected and tested connection of the plug-in connector to the cable ex-works. The cables may be exposed to a wide range of conditions, such as humidity, dust, heat, cold, shock or vibration.

The 7/8" cables tend to be used for power supply applications.

Is there something you have not managed to find or you feel needs explanation? Talk to us!

**General ordering data**

Version	Sensor/actuator line, One end without connector, 7/8", Number of poles : 5 (4 + PE), 1.5 m, Female socket, straight, Shielded: No, LED: No, Sheath material: PUR, Halogen: No
Order No.	<a href="#">1292190150</a>
Type	SAIL-7/8BG-5-1.5U
GTIN (EAN)	4050118088250
Qty.	1 pc(s).

Creation date March 16, 2023 4:09:00 PM CET

Catalogue status 03.03.2023 / We reserve the right to make technical changes.

## SAIL-7/8BG-5-1.5U

Weidmüller Interface GmbH & Co. KG

Klingenbergstraße 26

D-32758 Detmold

Germany

www.weidmueller.com

## Technical data

### Dimensions and weights

Net weight 222 g

### Technical specifications for cable

Bending radius, min., moving	7.5 x cable diameter	Cable length	1.5 m
Colour coding	brown, white, blue, black, Green/yellow	Configurable cable length	No
Core cross-section	1.5 mm <sup>2</sup>	Halogen	No
Insulation	TPM	Irradiation crosslinked	No
Number of poles	5 (4 + PE)	Outer cladding in accordance with UL AWM style	20234 (80 °C / 1000 V)
Outside diameter	8.7 mm ± 0.2 mm	PE function	Yes
Resistant to welding beads	No	Sheath material	PUR
Sheathing colour	black	Shielded	No
Suitable for cable carriers	Yes	Temperature range, moving	-20...80 °C
Temperature range, stationary	-50...80 °C	Torsion resistance	0 °/m
Welding spark resistance	No		

### General technical data

Coding	none	Connection thread	7/8"
Contact surface	Au (Gold)	Housing main material	PUR
Insulation strength	10 <sup>8</sup> Ω	LED	No
Plugging cycles	≥ 100	Pollution severity	3
Protection degree	IP68, when screwed in	Rated current	9 A
Rated voltage	300 V	Temperature range of housing	-40 ... +85 °C
Threaded ring material	Diecast zinc	Version	Female socket, straight
jumpered	No		

### Electrical properties

Insulation strength	10 <sup>8</sup> Ω	Rated current	9 A (4- and 5-pole), 12 A (3-pole)
Rated voltage	300 V		

### General standards

Certificate no. (cULus) E307231

### Classifications

ETIM 6.0	EC001855	ETIM 7.0	EC001855
ETIM 8.0	EC001855	ECLASS 9.0	27-06-03-11
ECLASS 9.1	27-06-03-11	ECLASS 10.0	27-06-03-11
ECLASS 11.0	27-06-03-11	ECLASS 12.0	27-06-03-11

### Environmental Product Compliance

REACH SVHC	Lead 7439-92-1
SCIP	e8d8af70-4c85-4483-bc8c-9bc5b598e2a9

**Data sheet****SAIL-7/8BG-5-1.5U****Weidmüller Interface GmbH & Co. KG**  
Klingenbergstraße 26  
D-32758 Detmold  
Germany

www.weidmueller.com

**Technical data****Approvals**

Approvals



ROHS	Conform
UL File Number Search	UL Website
Certificate no. (cULus)	E307231

**Downloads**

Engineering Data	<a href="#">CAD data – STEP</a>
Engineering Data	<a href="#">WSCAD</a>
Catalogues	<a href="#">Catalogues in PDF-format</a>
Brochures	<a href="#">FL FIELDWIRING EN</a> <a href="#">FL FIELDWIRING EN</a>

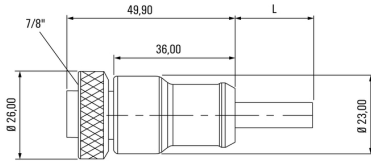
**SAIL-7/8BG-5-1.5U**

**Weidmüller Interface GmbH & Co. KG**  
 Klingenbergstraße 26  
 D-32758 Detmold  
 Germany

www.weidmueller.com

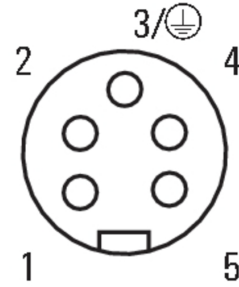
**Drawings**

**Dimensioned drawing**



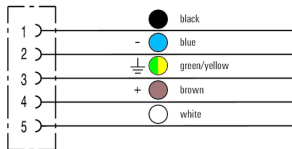
Straight socket

**Pole scheme**



Socket

**Wiring diagram**



**The ideal tool: Screwty® with torque function**



Light, securely screwed-in round plug-in connectors. Screwty set DM / VPE: 1 / Order No.: 1920000000 Adapters: M12, M12 F, M8, M8 F