

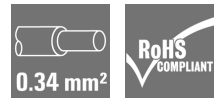
**SAIL-M12G-12-5.0U****Weidmüller Interface GmbH & Co. KG**

Klingenbergstraße 26

D-32758 Detmold

Germany

www.weidmueller.com

**Product image**

Sensor/actuator cables are used for wiring sensors and actuators and for transmitting data or power in various applications. The moulded cable offers connected and tested connection of the plug-in connector to the cable ex-works. The cables may be exposed to a wide range of conditions, such as humidity, dust, heat, cold, shock or vibration.

Our developers have focused specifically on this issue and designed a host of different M8 and M12 sensor-actuator cables so you are bound to find the solution you need for your application.

Is there something you have not managed to find or you feel needs explanation? Talk to us!

**General ordering data**

Version	Sensor/actuator line, One end without connector, M12, Number of poles : 12, 5 m, pin, straight, Shielded: No, LED: No, Sheath material: PUR, Halogen: No
Order No.	<a href="#">1311700500</a>
Type	SAIL-M12G-12-5.0U
GTIN (EAN)	4050118114744
Qty.	1 pc(s).

Creation date March 16, 2023 4:13:41 PM CET

Catalogue status 03.03.2023 / We reserve the right to make technical changes.

## SAIL-M12G-12-5.0U

**Weidmüller Interface GmbH & Co. KG**

Klingenbergstraße 26

D-32758 Detmold

Germany

www.weidmueller.com

## Technical data

### Dimensions and weights

Net weight	194 g
------------	-------

### Technical specifications for cable

Acceleration	5 m/s <sup>2</sup>	Bending cycles	1 mill.
Bending radius, min., moving	10 x cable diameter	Bending radius, min., stationary	5 x cable diameter
Cable length		Colour coding	yellow, pink, grey / pink, green, white, blue, violet, brown, red, grey, red / blue, black
	5 m	Core cross-section	0.14 mm <sup>2</sup>
Configurable cable length	No	Halogen	No
Core in accordance with UL AWM style	10493 (80 °C / 300 V)	Irradiation crosslinked	No
Insulation	PP	Outer cladding in accordance with UL AWM style	20549 (80 °C / 300 V)
Number of poles	12	Resistant to welding beads	No
Outside diameter	5.6 mm ± 0.2 mm	Sheathing colour	black
Sheath material	PUR	Speed	5 m/s
Shielded	No	Temperature range, moving	-25...80 °C
Suitable for cable carriers	Yes	Torsion resistance	180 °/m
Temperature range, stationary	-40...80 °C		
Welding spark resistance	No		

### General technical data

Coding	A	Connection thread	M12
Contact surface	Gold-plated	Housing main material	PUR
Insulation strength	10 <sup>8</sup> Ω	LED	No
Plugging cycles	≥ 100	Pollution severity	3
Protection degree	IP65, IP67, IP68, when screwed in	Rated current	1.5 A
Rated voltage	30 V	Temperature range of housing	-40 ... +85 °C
Threaded ring material	Brass, nickel-plated	Tightening torque	M12: 0.8 - 1.2 Nm
Version	pin, straight	jumpered	No

### Electrical properties

Insulation strength	10 <sup>8</sup> Ω	Rated current	1.5 A
Rated voltage	30 V		

### General standards

Certificate no. (cULus)	E307231	Connector standard	IEC 61076-2-101
-------------------------	---------	--------------------	-----------------

### Standards

Connector standard	IEC 61076-2-101
--------------------	-----------------

### Classifications

ETIM 6.0	EC001855	ETIM 7.0	EC001855
ETIM 8.0	EC001855	ECLASS 9.0	27-06-03-11
ECLASS 9.1	27-06-03-11	ECLASS 10.0	27-06-03-11
ECLASS 11.0	27-06-03-11	ECLASS 12.0	27-06-03-11

Creation date March 16, 2023 4:13:41 PM CET

Catalogue status 03.03.2023 / We reserve the right to make technical changes.

**Data sheet****SAIL-M12G-12-5.0U**

**Weidmüller Interface GmbH & Co. KG**  
Klingenbergstraße 26  
D-32758 Detmold  
Germany

[www.weidmueller.com](http://www.weidmueller.com)

**Technical data****Environmental Product Compliance**

REACH SVHC Lead 7439-92-1

**Approvals**

Approvals



ROHS Conform

UL File Number Search UL Website

Certificate no. (cULus) E307231

**Downloads**

Catalogues [Catalogues in PDF-format](#)

Brochures [FL FIELDWIRING EN](#)

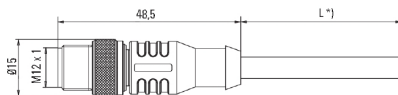
**SAIL-M12G-12-5.0U**

**Weidmüller Interface GmbH & Co. KG**  
 Klingenbergstraße 26  
 D-32758 Detmold  
 Germany

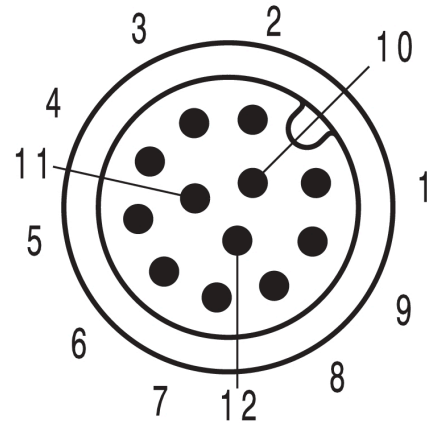
www.weidmueller.com

**Drawings**


**Dimensioned drawing**



**Pole scheme**



**Wiring diagram**



**The ideal tool: Screwty® with torque function**

