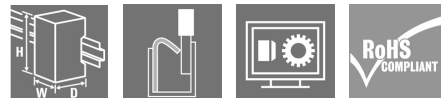


UR20-8DO-N

Weidmüller Interface GmbH & Co. KG
 Klingenbergstraße 26
 D-32758 Detmold
 Germany

www.weidmueller.com

Product image



Digital output modules P- or N-switching; short-circuit-proof; up to 3-wire + FE

Digital output modules are available in the following variants: 4 DO, 8 DO with 2- and 3-wire technology, 16 DO with or without PLC interface connection. They are mainly used for the incorporation of decentralised actuators. All outputs are designed for DC-13 actuators acc. to DIN EN 60947-5-1 and IEC 61131-2 specifications. As with the digital input modules, frequencies of up to 1 kHz are possible. Protection of the outputs ensures maximum system safety. This consists of an automatic restart following a short-circuit. Clearly visible LEDs signal the status of the entire module as well as the status of individual channels.

In addition to the standard applications of the digital output modules, the range also includes special variants such as the 4RO-SSR module for rapidly switching applications. Fitted with solid state technology, 0.5 A is available here to each output. Furthermore, there is also the 4RO-CO relay module for power-intensive applications. It is equipped with four CO contacts, optimised for a switching voltage of 255 V UC and designed for a switching current of 5 A.

The module electronics supply the connected actuators from the output current path (U_{OUT}).

General ordering data

Version	Remote I/O module, IP20, Digital signals, Output, 8-channel
Order No.	1315430000
Type	UR20-8DO-N
GTIN (EAN)	4050118118704
Qty.	1 Stück
Replacement parts	1350930000 1346970000 1984770000

UR20-8DO-N

Weidmüller Interface GmbH & Co. KG
 Klingenbergstraße 26
 D-32758 Detmold
 Germany

www.weidmueller.com

Technische Daten

Dimensions and weights

Depth	76 mm	Depth (inches)	2.992 inch
Height	120 mm	Height (inches)	4.724 inch
Width	11.5 mm	Width (inches)	0.453 inch
Mounting dimension - height	128 mm	Net weight	86.4 g

Temperatures

Storage temperature	-40 °C ... +85 °C	Operating temperature	-20 °C ... +60 °C
Operating temperature, min.	-20 °C	Operating temperature, max.	60 °C

digital outputs

Actuator connection	2-wire		
Feedback-free	Yes		
Individual channel diagnosis	No		
Inductive load (DC 13)	2 Hz		
Lamp load (12 W)	10 Hz		
Max. response time, high	100 µS		
Max. response time, low	250 µS		
Module diagnosis	Yes		
Number of digital outputs	8		
Output current as per application	min.	0 mA	
	nominal	4,000 mA	
	max.	4,000 mA	
Output current per channel, max.	500 mA		
Output current per module, max.	4,000 mA		
Resistive load (min. 47 Ω)	1 kHz		
Response time of the protective circuit (current limiting)	< 100µs		
Short-circuit-proof	Yes		
Simultaneity factor	max.	100 %	
	min.	0 %	
	nominal	100 %	
Switch-off energy (inductive)	< 150 mJ / channel		
Type	Lamp load, Ohmic, Inductive		

Connection data

Type of connection	PUSH IN	Wire connection cross section, finely stranded, max.	1.5 mm ²
Wire connection cross section, finely stranded, min.	0.14 mm ²	Wire cross-section, finely stranded, max. (AWG)	AWG 16
Wire cross-section, finely stranded, min. (AWG)	AWG 26	Wire cross-section, solid, max.	1.5 mm ²
Wire cross-section, solid, max. (AWG)	AWG 16	Wire cross-section, solid, min.	0.14 mm ²
Wire cross-section, solid, min. (AWG)	AWG 26		

UR20-8DO-N

Weidmüller Interface GmbH & Co. KG
 Klingenbergstraße 26
 D-32758 Detmold
 Germany

www.weidmueller.com

Technische Daten

General data

Air humidity (operation)	10% to 95%, non-condensing as per DIN EN 61131-2	Air humidity (storage)	10% to 95%, non-condensing as per DIN EN 61131-2
Air humidity (transport)	10% to 95%, non-condensing as per DIN EN 61131-2	Air pressure (operation)	≥ 795 hPa (height ≤ 2000 m) as per DIN EN 61131-2
Air pressure (storage)	1013 hPa (height 0 m) to 700 hPa (height 3000 m) as per DIN EN 61131-2	Air pressure (transport)	1013 hPa (height 0 m) to 700 hPa (height 3000 m) as per DIN EN 61131-2
Pollution severity	2	Rail	TS 35
Shock	15 g over 11 ms, half sinus wave, acc. to IEC 60068-2-27	Surge voltage category	II
Test voltage	500 V	UL 94 flammability rating	V-0
Vibration resistance	5 Hz ≤ f ≤ 8.4 Hz: 3.5-mm amplitude as per IEC 60068-2-6, 8.4 Hz ≤ f ≤ 150 Hz: 1 g acceleration as per IEC 60068-2-6		

Power supply

Current consumption from I _{OUT} (the respective power segment)	15 mA + load	Current consumption from I _{sys} , typ.	8 mA
Voltage supply	24 V DC +20 %/ -15 %, via the system bus		

System data

Galvanic isolation	500 V DC between the current paths	Interface	u-remote system bus
Module type	Digital output module	Possible connection	2-wire
Transmission speed of system bus, max.	48 Mbit		

Classifications

ETIM 6.0	EC001599	ETIM 7.0	EC001599
ETIM 8.0	EC001599	ECLASS 9.0	27-24-26-04
ECLASS 9.1	27-24-26-04	ECLASS 10.0	27-24-26-04
ECLASS 11.0	27-24-26-04	ECLASS 12.0	27-24-26-04

Environmental Product Compliance

REACH SVHC	Lead 7439-92-1
SCIP	82327f13-cd27-455a-ab5b-a62e1996dcf8

UR20-8DO-N

Weidmüller Interface GmbH & Co. KG
 Klingenbergstraße 26
 D-32758 Detmold
 Germany

www.weidmueller.com

Technische Daten

Approvals

Approvals



ROHS	Conform
UL File Number Search	UL Website
Certificate no. (cULus)	E141197
Certificate no. (cULusEX)	E223527

Downloads

Approval/Certificate/Document of Conformity	KC certificate Compass safe distance certificate Lloyds Register certificate DNV/GL certificate ABS certificate RINA certificate Bureau Veritas - Type Approval Certificate PRS (Polish Register of Shipping) NIPPON KAIJI KYOKAI Certificate DEMKO15ATEX1525X CCC certificate UKCA Declaration of Conformity - EN CE Declaration of Conformity - DE
Engineering Data	CAD data – STEP Compatibility information – Combinability of UR20
Engineering Data	WSCAD, Zuken E3.S, EPLAN
User Documentation	MAN_U-REMOTE_DE MAN_U-REMOTE_EN
Catalogues	Catalogues in PDF-format

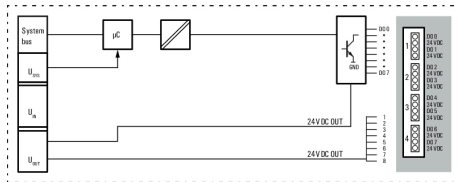
UR20-8DO-N

Weidmüller Interface GmbH & Co. KG
 Klingenbergstraße 26
 D-32758 Detmold
 Germany

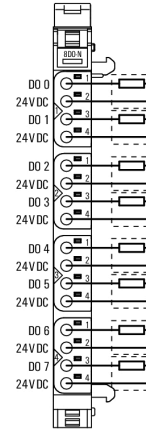
www.weidmueller.com

Zeichnungen

Block diagram



Connection diagram



Explanation of abbreviations

Digital output modules

