

UR20-8AI-I-PLC-INT

Weidmüller Interface GmbH & Co. KG
 Klingenbergstraße 26
 D-32758 Detmold
 Germany

www.weidmueller.com

Product image



Inputs can be parameterised; up to 3-wire + FE; accuracy 0.1% FSR

Analogue input modules of the u-remote system are available in many variants with different resolutions and wiring solutions.

Variants are available with 12- and 16-bit resolution, which record up to 4 analogue sensors with +/-10 V, +/-5 V, 0...10 V, 0...5 V, 2...10 V, 1...5 V, 0...20 mA or 4...20 mA with maximum accuracy. Each plug-in connector can optionally connect sensors with 2- or 3-wire technology. The parameters for the measurement range can be individually set for each channel. In addition, each channel has its own status LED. A special variant for Weidmüller interface units enables current measurements with 16-bit resolution and maximum accuracy for 8 sensors at a time (0...20 mA or 4...20 mA).

The module electronics supply the connected sensors with power from the input current path (U_{IN}).

General ordering data

Version	Remote I/O module, IP20, Analog signals, Input, PLC
Order No.	1315670000
Type	UR20-8AI-I-PLC-INT
GTIN (EAN)	4050118118810
Qty.	1 Stück
Replacement parts	1350930000 1483950000

UR20-8AI-I-PLC-INT

Weidmüller Interface GmbH & Co. KG
 Klingenbergstraße 26
 D-32758 Detmold
 Germany

www.weidmueller.com

Technische Daten

Dimensions and weights

Depth	76 mm	Depth (inches)	2.992 inch
Height	120 mm	Height (inches)	4.724 inch
Width	11.5 mm	Width (inches)	0.453 inch
Mounting dimension - height	128 mm	Net weight	85 g

Temperatures

Storage temperature	-40 °C ... +85 °C	Operating temperature	-20 °C ... +60 °C
Operating temperature, min.	-20 °C	Operating temperature, max.	60 °C

analogue inputs

Accuracy	0.1% FSR	Conversion time	1 ms
Individual channel diagnosis	No	Internal resistance I	50 Ω
Module diagnosis	Yes	Number of analogue inputs	8
Resolution	16 Bit	Response time	< 0.1s
Reverse polarity protection	Yes	Sensor connection	PLC interface unit
Sensor supply	external	Short-circuit-proof	Yes
Type	Current input		

Connection data

I/O plug-in connector	20-pin ribbon cable connection	Type of connection	PUSH IN
Wire connection cross section, finely stranded, max.	1.5 mm ²	Wire connection cross section, finely stranded, min.	0.14 mm ²
Wire cross-section, finely stranded, max. (AWG)	AWG 16	Wire cross-section, finely stranded, min. (AWG)	AWG 26
Wire cross-section, solid, max.	1.5 mm ²	Wire cross-section, solid, max. (AWG)	AWG 16
Wire cross-section, solid, min.	0.14 mm ²	Wire cross-section, solid, min. (AWG)	AWG 26

General data

Air humidity (operation)	10% to 95%, non-condensing as per DIN EN 61131-2	Air humidity (storage)	10% to 95%, non-condensing as per DIN EN 61131-2
Air humidity (transport)	10% to 95%, non-condensing as per DIN EN 61131-2	Air pressure (operation)	≥ 795 hPa (height ≤ 2000 m) as per DIN EN 61131-2
Air pressure (storage)	1013 hPa (height 0 m) to 700 hPa (height 3000 m) as per DIN EN 61131-2	Air pressure (transport)	1013 hPa (height 0 m) to 700 hPa (height 3000 m) as per DIN EN 61131-2
Pollution severity	2	Rail	TS 35
Shock	15 g over 11 ms, half sinus wave, acc. to IEC 60068-2-27	Surge voltage category	II
Test voltage	500 V	UL 94 flammability rating	V-0
Vibration resistance	5 Hz ≤ f ≤ 8.4 Hz: 3.5-mm amplitude as per IEC 60068-2-6, 8.4 Hz ≤ f ≤ 150 Hz: 1 g acceleration as per IEC 60068-2-6		

UR20-8AI-I-PLC-INT

Weidmüller Interface GmbH & Co. KG
 Klingenbergstraße 26
 D-32758 Detmold
 Germany

www.weidmueller.com

Technische Daten

Power supply

Current consumption from I_{IN} (the respective power segment)	< 20 mA	Current consumption from I_{sys} , typ.	8 mA
Reverse polarity protection	Yes	Voltage supply	24 V DC +20 %/ -15 %, via the system bus

System data

Diagnostic data	1 Bit	Field bus protocol	PROFINET IRT, PROFINET RT, PROFIBUS DP-V1, EtherCAT, Modbus/TCP, EtherNet/IP, CANopen, DeviceNet, POWERLINK, CC-Link, CC-Link IE TSN
Galvanic isolation	500 V DC between the current paths	Interface	u-remote system bus
Module type	Special module	Parameter data	14 Byte
Process data	16 Byte	Transmission speed of system bus, max.	48 Mbit/s

Classifications

ETIM 6.0	EC001596	ETIM 7.0	EC001596
ETIM 8.0	EC001596	ECLASS 9.0	27-24-26-01
ECLASS 9.1	27-24-26-01	ECLASS 10.0	27-24-26-01
ECLASS 11.0	27-24-26-01	ECLASS 12.0	27-24-26-01

UR20-8AI-I-PLC-INT

Weidmüller Interface GmbH & Co. KG
 Klingenbergstraße 26
 D-32758 Detmold
 Germany

www.weidmueller.com

Technische Daten

Tender specification sheets


Long specification	<p>Analogue input module 8AI-I-PLC-INT 8-channel analogue input module, positively switching Module for connecting ribbon cables/transfer elements Connection system: PUSH-IN Dimensions (HxWxD): 120 mm (with lever: 128 mm), 11.5 mm, 76 mm Module status: display via collective message, LED at the top of the module Channel status: indication directly at the contact point Weight: 73 g Module diagnosis: yes Individual channel diagnosis: no Reverse-polarity protection: no Operating temperature: -20°C - +60°C Process data: 16 bytes Parameter data: 14 bytes Diagnostic data: 1 bit Galvanic isolation: between field and system bus Supply voltage: 24 VDC +25% / -15% Internal current consumption: 8 mA Supply current consumption: 20 mA Accuracy: 0.1% FSR Conversion time: 1 ms Internal resistance I: approx. 50 Ω Resolution: 16 bits Brand: Weidmüller Type: UR20-8AI-I-PLC-INT</p>
--------------------	----------------------------------------------------------------------------------------------------------------------------------------------------------------------------------------------------------------------------------------------------------------------------------------------------------------------------------------------------------------------------------------------------------------------------------------------------------------------------------------------------------------------------------------------------------------------------------------------------------------------------------------------------------------------------------------------------------------------------------------------------------------------------------------------------------------------------------------------------------------------------------------------------------------------------------------------------------------------------------------------------------------------------------------------------------------------------------------------------------------------------------------------------------------------------------------------------------------------------------------------------------------------------------------------------------------------------------------------------------------------------------------------------------------------------------------------------------------------------------------------------------------------------------------------------------------------------------------------------------------------------------------------------------------------------------------------------------------------

Environmental Product Compliance

REACH SVHC	Lead 7439-92-1
SCIP	82327f13-cd27-455a-ab5b-a62e1996dcf8

Approvals

Approvals



ROHS	Conform
UL File Number Search	UL Website
Certificate no. (cULus)	E141197
Certificate no. (cULusEX)	E223527

Erstellungs-Datum May 24, 2023 2:37:09 PM CEST

UR20-8AI-I-PLC-INT

Weidmüller Interface GmbH & Co. KG
Klingenbergstraße 26
D-32758 Detmold
Germany

www.weidmueller.com

Technische Daten

Downloads

Approval/Certificate/Document of Conformity	KC certificate DEMKO15ATEX1525X CCC certificate UKCA Declaration of Conformity - EN CE Declaration of Conformity - DE
Engineering Data	CAD data – STEP Compatibility information – Combinability of UR20
Engineering Data	WSCAD, Zuken E3.S, EPLAN
Product Change Notification	Release-Notes - Firmware
User Documentation	MAN_U-REMOTE_DE MAN_U-REMOTE_EN
Catalogues	Catalogues in PDF-format

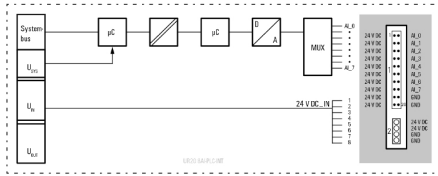
UR20-8AI-I-PLC-INT

Weidmüller Interface GmbH & Co. KG
 Klingenbergstraße 26
 D-32758 Detmold
 Germany

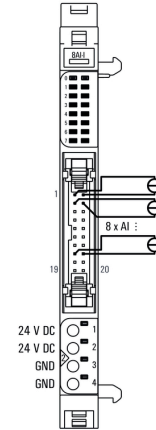
www.weidmueller.com

Zeichnungen

Block diagram



Connection diagram



Explanation of abbreviations

Analogue input modules

