

PRO MAX 240W 24V 10A

Weidmüller Interfaces GmbH & Co. KG

Postfach 3030

32760 Detmold

Tel. +49 5231 14-0

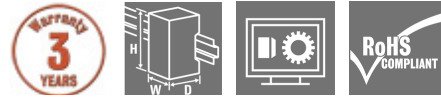
Fax. +49 5231 14-2083

info@weidmueller.com

www.weidmueller.com



Similar to illustration



PROmax offers diverse solutions for demanding automation.

Our high performance and durable PROmax switch-mode power supply units are designed for especially demanding requirements. PROmax reliably copes with continuous overload of up to 20% or short-term peak loads of 300% occurring with high control cabinet temperatures.

High boost capability and full power are also made possible in a wide temperature range. Our switch-mode power supply units can be used around the world and are also suitable for confined spaces thanks to their low width.

Together with our uninterruptible DC USPs, the diode modules or CAP modules, you can create a power supply solution that is tailored to your requirements.

General ordering data

Version	Power supply, switch-mode power supply unit, 24 V
Order No.	1478130000
Type	PRO MAX 240W 24V 10A
GTIN (EAN)	4050118286052
Qty.	1 pc(s).

PRO MAX 240W 24V 10A
Weidmüller Interfaces GmbH & Co. KG

Postfach 3030

32760 Detmold

Tel. +49 5231 14-0

Fax. +49 5231 14-2083

info@weidmueller.com
www.weidmueller.com
Technical data
Dimensions and weights

Depth	125 mm	Depth (inches)	4.921 inch
Height	130 mm	Height (inches)	5.118 inch
Width	60 mm	Width (inches)	2.362 inch
Net weight	1,050 g		

Temperatures

Storage temperature	-40 °C...85 °C	Operating temperature	-25 °C...70 °C
Operating temperature, min.	-25 °C	Operating temperature, max.	70 °C
Humidity at operating temperature	5...95 %, no condensation		

Rated data UL

Certificate No. (cURus)	E255651
-------------------------	---------

Input

AC current consumption	1.5 A @ 230 V AC / 3 A @ 115 V AC		
AC input voltage range	85...277 V AC		
Connection system	Screw connection		
DC current consumption	1,5A @ 370 VDC / 3A @ 120 VDC		
DC input voltage range	80...370 V DC		
Frequency range AC	45...65 Hz		
Input fuse (internal)	Yes		
Inrush current	max. 15 A		
Nominal power consumption	262.3 W		
Power factor	Power factor typical	0.95	
	Input voltage	230 V AC	
	Ambient temperature	25 °C	
	Output power	240 W	
Rated input voltage	100...240 V AC		
Recommended back-up fuse	10 A, Char. B circuit breaker, 6...8 A, char. C circuit breaker		
Surge protection	Varistor		

Output

Connection system	Screw connection	Continuous output current @ U _{Nominal}	12 A @ 45°C, 7,5 A @ 70°C
	Nominal output current for U _{nom}		10 A @ 60 °C
Output voltage, max.	29.5 V	Output power	240 W
Output voltage, note	(adjustable via potentiometer)	Output voltage, min.	22.5 V
Protection against inverse voltage	Yes	Parallel connection option	yes, max. 5
Residual ripple, breaking spikes	< 50 mVss @ U _{Nennr} , Full Load	Rated output voltage	24 V DC ± 1 %

PRO MAX 240W 24V 10A

Weidmüller Interfaces GmbH & Co. KG

Postfach 3030

32760 Detmold

Tel. +49 5231 14-0

Fax. +49 5231 14-2083

info@weidmueller.com

Technical data**General data**

AC failure bridging time @ I_{nom}	min. 20 ms	Current limiting	www.weidmueller.com
Degree of efficiency	91.5%	Derating	$> 60^{\circ}\text{C} / 75\% @ 70^{\circ}\text{C}$
Earth leakage current, max.	3.5 mA	Housing version	Metal, corrosion resistant
Mounting position, installation notice	Horizontal on TS35 mounting rail. 50 mm of clearance at top & bottom for air circ. Can mount side by side with no space in between.	Operating temperature	-25 °C...70 °C
Power loss, idling	2.4 W	Power loss, nominal load	22.3 W
Protection against reverse voltages from the load	30...35 V DC	Protection degree	IP20
Short-circuit protection	Yes	Start-up	$\geq -40^{\circ}\text{C}$
Status indication	LED red/green and relay (≥ 21.6 V DC LED green, relay on/ ≤ 20.6 V DC LED red, relay off)	Surge voltage category	III

EMC / shock / vibration

Interference immunity test acc. to	EN 55024, EN 55032, IEC61000-3-2,-3, IEC61000-4-2,-3,-4,-5,-6,-8,-11	Noise emission in accordance with EN55032	Class B
Shock resistance IEC 60068-2-27	30 g in all directions	Vibration resistance IEC 60068-2-6	2.3 g

Insulation coordination

Humidity at operating temperature	5...95 %, no condensation	Insulation voltage input / earth	3.5 kV
Insulation voltage output / earth	0.5 kV	Insulation voltage, input/output	4 kV
Pollution severity	2	Protection class	I, with PE connection
Surge voltage category	III		

Electrical safety (applied standards)

Electrical machine equipment	Acc. to EN60204	For use with electronic equipment	Acc. to EN50178 / VDE0160
Protection against dangerous shock currents	Acc. to VDE0106-101	Protective separation / protection against electrical shock	VDE0100-410 / acc. to DIN57100-410
Safety extra-low voltage	SELV acc. to IEC 60950-1, PELV according to EN 60204-1	Safety transformers for switch-mode power supplies	According to EN 61558-2-16

Connection data (input)

Conductor cross-section, AWG/kcmil , max.	10	Conductor cross-section, AWG/kcmil , min.	26
Conductor cross-section, flexible , min.	0.22 mm ²	Conductor cross-section, rigid , max.	6 mm ²
Conductor cross-section, rigid , min.	0.18 mm ²	Connection system	Screw connection
Wire connection cross section, flexible (input), max.	4 mm ²		

PRO MAX 240W 24V 10A

Weidmüller Interfaces GmbH & Co. KG

Postfach 3030

32760 Detmold

Tel. +49 5231 14-0

Fax. +49 5231 14-2083

info@weidmueller.com

www.weidmueller.com

Technical data

Connection data (output)

Conductor cross-section, AWG/kcmil, max.	10	Conductor cross-section, AWG/kcmil, min.	26
Conductor cross-section, flexible, max.	4 mm ²	Conductor cross-section, flexible, min.	0.22 mm ²
Conductor cross-section, rigid, max.	6 mm ²	Conductor cross-section, rigid, min.	0.18 mm ²
Connection system	Screw connection	Number of terminals	8 (+,+,-,11,13,14)

Signalling

Contact load (NO contact)	max. 30 V DC / 1 A	Floating contact	Yes
Status indication	LED red/green and relay (≥2.1.6 V DC LED green, relay on/ ≤20.6 LED red, relay off)		

Approbations

Certificate No. (cURus)	E255651	Certificate no. (cULus)	E258476
Certificate no. (cULusEX)	E470829	Institute (cULus)	CULUS
Institute (cULusEX)	CULUSEX	Institute (cURus)	CURUS

Classifications

ETIM 6.0	EC002540	ETIM 7.0	EC002540
ETIM 8.0	EC002540	ECLASS 9.0	27-04-07-01
ECLASS 9.1	27-04-07-01	ECLASS 10.0	27-04-07-01
ECLASS 11.0	27-04-07-01	ECLASS 12.0	27-04-07-01

Environmental Product Compliance

REACH SVHC	Lead 7439-92-1
SCIP	6d8cdf22-8230-4af8-86c8-3558c716666d

Approvals

Approvals



ROHS	Conform
UL File Number Search	UL Website
Certificate No. (cURus)	E255651
Certificate no. (cULus)	E258476
Certificate no. (cULusEX)	E470829

PRO MAX 240W 24V 10A**Weidmüller Interfaces GmbH & Co. KG**

Postfach 3030

32760 Detmold

Tel. +49 5231 14-0

Fax. +49 5231 14-2083

info@weidmueller.comwww.weidmueller.com**Technical data****Downloads**Approval/Certificate/Document of
Conformity[Declaration of Conformity](#)

Engineering Data

[CAD data – STEP](#)

Engineering Data

[WSCAD, Zuken E3.S](#)

User Documentation

[Operating instructions](#)

Catalogues

[Catalogues in PDF-format](#)

Data sheet

PRO MAX 240W 24V 10A

Weidmüller Interfaces GmbH & Co. KG

Postfach 3030

32760 Detmold

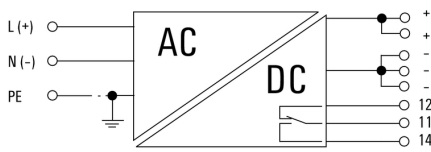
Tel. +49 5231 14-0

Fax. +49 5231 14-2083

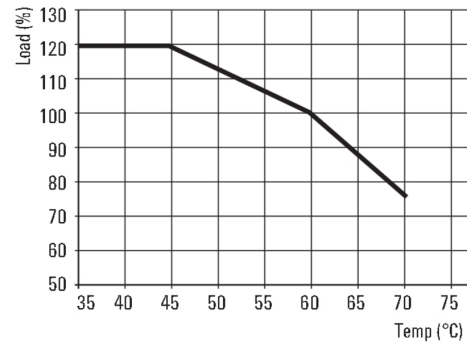
info@weidmueller.com

Drawings

Electric symbol



Derating curve



Derating curve

