

SAIL-M8GM8G-3L0.5U**Weidmüller Interfaces GmbH & Co. KG**

Postfach 3030

32760 Detmold

Tel. +49 5231 14-0

Fax. +49 5231 14-2083

info@weidmueller.com

www.weidmueller.com



Sensor/actuator cables are used for wiring sensors and actuators and for transmitting data or power in various applications. The moulded cable offers connected and tested connection of the plug-in connector to the cable ex-works. The cables may be exposed to a wide range of conditions, such as humidity, dust, heat, cold, shock or vibration.

Our developers have focused specifically on this issue and designed a host of different M8 and M12 sensor-actuator cables so you are bound to find the solution you need for your application.

Is there something you have not managed to find or you feel needs explanation? Talk to us!

General ordering data

Version	Sensor/actuator line, Connecting line, M8 / M8, Number of poles : 3, 0.5 m, pin, straight - socket, straight, Shielded: No, LED: Yes, Sheath material: PUR, Halogen: No
Order No.	1550230050
Type	SAIL-M8GM8G-3L0.5U
GTIN (EAN)	4050118485240
Qty.	1 Stück

SAIL-M8GM8G-3L0.5U

Weidmüller Interfaces GmbH & Co. KG

Postfach 3030

32760 Detmold

Tel. +49 5231 14-0

Fax. +49 5231 14-2083

info@weidmueller.com

www.weidmueller.com

Technische Daten

Dimensions and weights

Net weight 18 g

Technical specifications for cable

Acceleration	5 m/s ²	Bending cycles	12 Mio
Bending cycles at torsion	> 5 Mio.	Bending radius, min., moving	10 x cable diameter
Bending radius, min., stationary	5 x cable diameter	Cable length	0.5 m
Colour coding	brown, blue, black	Configurable cable length	No
Core cross-section	0.25 mm ²	Core in accordance with UL AWM style	10493 (80 °C / 300 V)
Halogen	No	Hydrolysis and microbe resistant	Yes
Insulation	PP	Irradiation crosslinked	No
Length of torsion	1 m	Number of poles	3
Outer cladding in accordance with UL AWM style	20549 (80 °C / 300 V)	Outside diameter	4.1 mm ± 0.2 mm
Resistance to oils	in accordance with IEC 60811:404	Resistance to spread of flame	in accordance with IEC 60332-2-2, In accordance with UL1581 UL / CUL FT2
Resistant to welding beads	No	Sheath material	PUR
Sheathing colour	black	Shielded	No
Speed	5 m/s	Suitable for cable carriers	Yes
Temperature range, moving	-25...80 °C	Temperature range, stationary	-40...80 °C
Torsion resistance	360 °/m	Welding spark resistance	No

General technical data

Coding	A	Connection thread	M8 / M8
Contact surface	Gold-plated	Housing main material	PUR
Insulation strength	10 ⁸ Ω	LED	Yes
Plugging cycles	≥ 100	Pollution severity	3
Protection degree	IP67, IP68, when screwed in, IP65, IP66	Rated current	4 A
Rated voltage	24 V	Temperature range of housing	-40 ... +85 °C
Threaded ring material	Brass, nickel-plated	Version	pin, straight - socket, straight
jumpered	No		

Electrical properties

Insulation strength	10 ⁸ Ω	Rated voltage	24 V
---------------------	-------------------	---------------	------

SAIL-M8GM8G-3L0.5U

Weidmüller Interfaces GmbH & Co. KG

Postfach 3030

32760 Detmold

Tel. +49 5231 14-0

Fax. +49 5231 14-2083

info@weidmueller.com

Technische Daten

Plug

Plug	Cable side	left	www.weidmueller.com
	Version of contact face	M8	
	Protection degree (IP)	IP69	
	Gender of contact	male contact	
	Outlet direction	straight	
	Housing main material	Plastic	
	Shielding available	No	
	Cable side	right	
	Version of contact face	M8	
	Protection degree (IP)	IP69	
	Gender of contact	female contact	
	Outlet direction	straight	
	Housing main material	Plastic	
	Shielding available	No	
Plug left	M8, IP69, male contact, straight, Plastic, unshielded		
Plug right	M8, IP69, female contact, straight, Plastic, unshielded		

Classifications

ETIM 6.0	EC001855	ETIM 7.0	EC001855
ETIM 8.0	EC001855	ECLASS 9.0	27-06-03-11
ECLASS 9.1	27-06-03-11	ECLASS 10.0	27-06-03-11
ECLASS 11.0	27-06-03-11	ECLASS 12.0	27-06-03-11

Environmental Product Compliance

REACH SVHC Lead 7439-92-1

Approvals

Approvals



ROHS Conform

Downloads

Catalogues [Catalogues in PDF-format](#)

SAIL-M8GM8G-3L0.5U

Weidmüller Interfaces GmbH & Co. KG

Postfach 3030

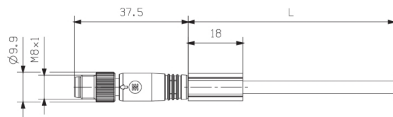
32760 Detmold

Tel. +49 5231 14-0

Fax. +49 5231 14-2083

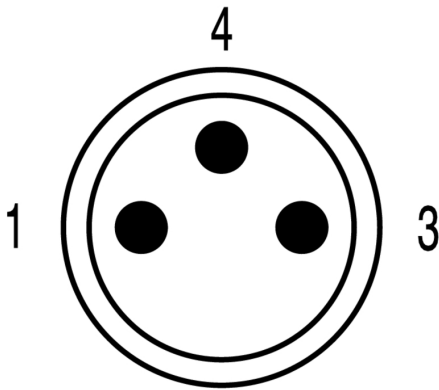
Zeichnungen

Dimensioned drawing



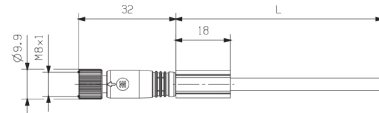
Male, straight

Pole scheme



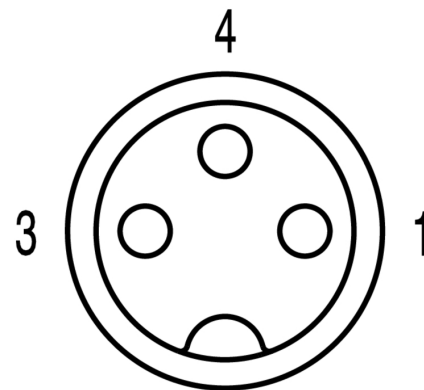
Male

Dimensioned drawing info@weidmueller.com



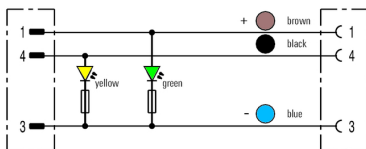
Straight socket

Pole scheme



Socket

Wiring diagram



The ideal tool: Screwty® with torque function



Light, securely screwed-in round plug-in connectors. Screwty set DM / VPE: 1 / Order No.: 1920000000 Adapters: M12, M12 F, M8, M8 F