

**WPD 202 4X35/4X25 BN****Weidmüller Interface GmbH & Co. KG**

Klingenbergstraße 26

D-32758 Detmold

Germany

www.weidmueller.com

**Product image****Building installation wiring**

For building installations, we offer a complete system that revolves around the 10×3 copper rail and comprises perfectly coordinated components: from installation terminal blocks, neutral conductor terminal blocks and distribution terminal blocks to comprehensive accessories such as busbars and busbar holders.

**General ordering data**

Version	W-Series, Distribution block, Rated cross-section: Screw connection, Terminal rail / mounting plate
Order No.	<a href="#">1561720000</a>
Type	WPD 202 4X35/4X25 BN
GTIN (EAN)	4050118366907
Qty.	2 pc(s).

Creation date March 8, 2023 1:45:26 PM CET

Catalogue status 03.03.2023 / We reserve the right to make technical changes.

## WPD 202 4X35/4X25 BN

Weidmüller Interface GmbH &amp; Co. KG

Klingenbergstraße 26

D-32758 Detmold

Germany

www.weidmueller.com

## Technical data

## Dimensions and weights

Depth	49.3 mm	Depth (inches)	1.941 inch
Height	55.4 mm	Height (inches)	2.181 inch
Width	44.4 mm	Width (inches)	1.748 inch
Net weight	184 g		

## Temperatures

Storage temperature	-25 °C...55 °C	Continuous operating temp., min.	-50 °C
Continuous operating temp., max.	130 °C		

## Material data

Material	Wemid	Colour	brown
UL 94 flammability rating	V-0		

## System specifications

Version	Screw connection	End cover plate required	No
Number of potentials	1	Number of levels	1
Number of clamping points per level	2	Number of potentials per tier	1
Levels cross-connected internally	Yes	PE connection	No
N-function	No	PE function	No
PEN function	No		

## Additional technical data

Installation advice	Terminal rail / mounting plate	Open sides	closed
Snap-on	Yes	Type of mounting	Snap-on
With snap-in pegs	Yes		

## Conductors for clamping (rated connection)

Connection direction	on side	Type of connection	Screw connection
----------------------	---------	--------------------	------------------

## General

Installation advice	Terminal rail / mounting plate	Number of poles	2
Standards	IEC 60947-7-1, IEC 61238-1, VDE 0603-2		

## Rating data

Rated voltage	1,000 V	Rated AC voltage	1,000 V AC
Rated DC voltage	1,000 V DC	Rated current	202 A
Standards	IEC 60947-7-1, IEC 61238-1, VDE 0603-2		

## Classifications

ETIM 6.0	EC000897	ETIM 7.0	EC000897
ETIM 8.0	EC000897	ECLASS 9.0	27-14-11-20
ECLASS 9.1	27-14-11-20	ECLASS 10.0	27-14-11-20
ECLASS 11.0	27-14-11-20	ECLASS 12.0	27-14-11-20

Creation date March 8, 2023 1:45:26 PM CET

## WPD 202 4X35/4X25 BN

**Weidmüller Interface GmbH & Co. KG**  
 Klingenbergstraße 26  
 D-32758 Detmold  
 Germany

www.weidmueller.com

## Technical data

### Environmental Product Compliance

REACH SVHC	Lead 7439-92-1
SCIP	9b5f0838-1f0b-4c14-9fc7-3f5e6ee75be2

### Approvals

Approvals



ROHS	Conform
------	---------

### Downloads

Approval/Certificate/Document of Conformity	<a href="#">CB Certificate</a> <a href="#">EAC certificate</a> <a href="#">VDE Certificate</a> <a href="#">VDE Certificate</a> <a href="#">DNV Certificate</a> <a href="#">CE Declaration of Conformity</a> <a href="#">CE Declaration of Conformity all terminals</a> <a href="#">UKCA declaration of conformity</a>
Engineering Data	<a href="#">CAD data – STEP</a>
Engineering Data	<a href="#">WSCAD</a>
User Documentation	<a href="#">StorageConditionsTerminalBlocks</a> <a href="#">DATA SHEET WPD 202</a>
Catalogues	<a href="#">Catalogues in PDF-format</a>
Brochures	


**Data sheet**

**WPD 202 4X35/4X25 BN**

**Weidmüller Interface GmbH & Co. KG**  
Klingenbergstraße 26  
D-32758 Detmold  
Germany

[www.weidmueller.com](http://www.weidmueller.com)

**Drawings**



## Power distribution

### Screw connection

#### W-Series

#### WPD 202 4x35/4x25 GY



Width / Height / Depth	mm
max. current / max. conductor	A/mm <sup>2</sup>
max. clamping range	mm <sup>2</sup>

#### Technical data

<b>Rated data</b>		
Rated voltage		V
Rated current		A
for wire cross-section	35 mm <sup>2</sup>	mm <sup>2</sup>
Rated impulse withstand voltage / Pollution severity		
Overvoltage category / UL 94 flammability rating		
Approvals		
<b>Clamped conductors (H05V/H07V)</b>		
Solid / Stranded	35 mm <sup>2</sup>	mm <sup>2</sup>
	25 mm <sup>2</sup>	mm <sup>2</sup>
Flexible with ferrule	35 mm <sup>2</sup>	mm <sup>2</sup>
	25 mm <sup>2</sup>	mm <sup>2</sup>
Stripping length / Blade size	35 mm <sup>2</sup>	mm/-
	25 mm <sup>2</sup>	mm/-
Tightening torque		Nm
<b>Note</b>		

#### Ordering data

<b>Version</b>	
	light grey
	blue
	green
	brown
	black
<b>Note</b>	

#### Accessories

<b>End bracket</b>	
	dark beige
	dark beige
<b>Screwdriver</b>	

#### WPD 202

**35 mm<sup>2</sup>**


43.2 / 49.3 / 55.7	
125 / 35	
2.5...35	

#### IEC 60947-7-1, DIN EN 0603-3-1

IEC	UL	CSA	EN 60079-7
1000	600	600	
125	115	125	
35	AWG 14...2	AWG 14...2	
	8 kV / 3		
	III / V-0		

<b>Rated connection</b>	
4...35 / 4...35	
4...35 / 4...35	
2.5...25	
2.5...25	
22 / M6 (+/- PZ2)	
18 / M6 (+/- PZ2)	
see appendix at the end of the chapter	

Type	Qty.	Order No.
WPD 202 4x35/4x25 GY	2	1561730000
WPD 202 4x35/4x25 BL	2	1561700000
WPD 202 4x35/4x25 GN	2	1561620000
WPD 202 4x35/4x25 BN	2	1561720000
WPD 202 4x35/4x25 BK	2	1561690000

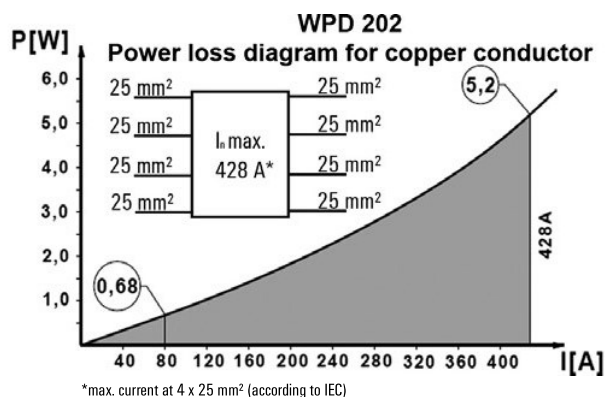
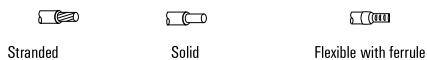
Type	Qty.	Order No.
WEW 35/2	100	1061200000
AEB 35 SC/1	50	1991920000
SDK PZ2 X 100	1	2749450000



Conductor connection data according to VDE 0603-2 (Cu), IEC 61238-1 Class A (Al)

Input (x4) / Output (x4)	Copper		Aluminium
4x35 mm <sup>2</sup> (round conductor)			
35 mm <sup>2</sup>	3,5 Nm	3,5 Nm	8 Nm
25 mm <sup>2</sup>			6 Nm
16 mm <sup>2</sup>			4 Nm
10 mm <sup>2</sup>			
6 mm <sup>2</sup>			
4 mm <sup>2</sup>			
2.5 mm <sup>2</sup>			
1.5 mm <sup>2</sup>			
Stripping lengths	22 mm		
screw	M8 (+/- PZ2)		

Input (x4) / Output (x4)	Copper		Aluminium
4x25 mm <sup>2</sup> (round conductor)			
35 mm <sup>2</sup>	3,5 Nm	3,5 Nm	8 Nm
25 mm <sup>2</sup>			6 Nm
16 mm <sup>2</sup>			4 Nm
10 mm <sup>2</sup>			
6 mm <sup>2</sup>			
4 mm <sup>2</sup>			
2.5 mm <sup>2</sup>			
1.5 mm <sup>2</sup>			
Stripping lengths	18 mm		
screw	M6 (+/- PZ2)		



**B**

