

**WPD 103 2X70/2X50 GN****Weidmüller Interface GmbH & Co. KG**

Klingenbergstraße 26

D-32758 Detmold

Germany

www.weidmueller.com

**Product image****Building installation wiring**

For building installations, we offer a complete system that revolves around the 10×3 copper rail and comprises perfectly coordinated components: from installation terminal blocks, neutral conductor terminal blocks and distribution terminal blocks to comprehensive accessories such as busbars and busbar holders.

**General ordering data**

Version	W-Series, Distribution block, Rated cross-section: Screw connection, Terminal rail / mounting plate
Order No.	<a href="#">1561790000</a>
Type	WPD 103 2X70/2X50 GN
GTIN (EAN)	4050118366587
Qty.	3 pc(s).

Creation date March 8, 2023 1:46:27 PM CET

Catalogue status 03.03.2023 / We reserve the right to make technical changes.

## WPD 103 2X70/2X50 GN

**Weidmüller Interface GmbH & Co. KG**

Klingenbergstraße 26

D-32758 Detmold

Germany

www.weidmueller.com

## Technical data

### Dimensions and weights

Depth	53.3 mm	Depth (inches)	2.098 inch
Height	63 mm	Height (inches)	2.48 inch
Width	32.8 mm	Width (inches)	1.291 inch
Net weight	171 g		

### Temperatures

Storage temperature	-25 °C...55 °C	Continuous operating temp., min.	-50 °C
Continuous operating temp., max.	130 °C		

### Material data

Material	Wemid	Colour	green
UL 94 flammability rating	V-0		

### System specifications

Version	Screw connection	End cover plate required	No
Number of potentials	1	Number of levels	1
Number of clamping points per level	2	Number of potentials per tier	1
Levels cross-connected internally	Yes	PE connection	No
N-function	No	PE function	No
PEN function	No		

### Additional technical data

Installation advice	Terminal rail / mounting plate	Open sides	closed
Snap-on	Yes	Type of mounting	Snap-on
With snap-in pegs	Yes		

### Conductors for clamping (rated connection)

Connection direction	on side	Type of connection	Screw connection
----------------------	---------	--------------------	------------------

### General

Installation advice	Terminal rail / mounting plate	Number of poles	1
Standards	IEC 60947-7-1, IEC 61238-1, VDE 0603-2		

### Rating data

Rated voltage	1,000 V	Rated AC voltage	1,000 V AC
Rated DC voltage	1,000 V DC	Rated current	300 A
Standards	IEC 60947-7-1, IEC 61238-1, VDE 0603-2		

### UL rating data

Certificate No. (cURus)	E60693
-------------------------	--------

Creation date March 8, 2023 1:46:27 PM CET

Catalogue status 03.03.2023 / We reserve the right to make technical changes.

## WPD 103 2X70/2X50 GN

Weidmüller Interface GmbH &amp; Co. KG

Klingenbergstraße 26

D-32758 Detmold

Germany

www.weidmueller.com

## Technical data

## Classifications

ETIM 6.0	EC000897	ETIM 7.0	EC000897
ETIM 8.0	EC000897	ECLASS 9.0	27-14-11-20
ECLASS 9.1	27-14-11-20	ECLASS 10.0	27-14-11-20
ECLASS 11.0	27-14-11-20	ECLASS 12.0	27-14-11-20

## Environmental Product Compliance

REACH SVHC	Lead 7439-92-1
SCIP	9b5f0838-1f0b-4c14-9fc7-3f5e6ee75be2

## Approvals

Approvals



ROHS	Conform
UL File Number Search	UL Website
Certificate No. (cURus)	E60693

## Downloads

Approval/Certificate/Document of Conformity	<a href="#">CB Certificate</a> <a href="#">EAC certificate</a> <a href="#">VDE Certificate</a> <a href="#">VDE Certificate</a> <a href="#">DNV Certificate</a> <a href="#">CE Declaration of Conformity</a> <a href="#">CE Declaration of Conformity all terminals</a> <a href="#">UKCA declaration of conformity</a>
Engineering Data	<a href="#">CAD data – STEP</a>
Engineering Data	<a href="#">WSCAD</a>
User Documentation	<a href="#">StorageConditionsTerminalBlocks</a> <a href="#">DATA SHEET WPD 103</a>
Catalogues	<a href="#">Catalogues in PDF-format</a>
Brochures	

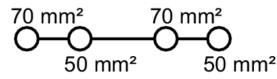
**Data sheet**

**WPD 103 2X70/2X50 GN**

**Weidmüller Interface GmbH & Co. KG**  
Klingenbergstraße 26  
D-32758 Detmold  
Germany

[www.weidmueller.com](http://www.weidmueller.com)

**Drawings**



## Power distribution

### Screw connection

#### W-Series

#### WPD 103 2X70/2X50 GY



Width / Height / Depth	mm
max. current / max. conductor	A/mm <sup>2</sup>
max. clamping range	mm <sup>2</sup>

#### Technical data

Rated data		
Rated voltage		V
Rated current		A
for wire cross-section	70 mm <sup>2</sup>	mm <sup>2</sup>
Rated impulse withstand voltage / Pollution severity		
Overvoltage category / UL 94 flammability rating		
Approvals		
Clamped conductors (H05V/H07V)		
Solid / Stranded	70 mm <sup>2</sup>	mm <sup>2</sup>
	50 mm <sup>2</sup>	mm <sup>2</sup>
Flexible with ferrule	70 mm <sup>2</sup>	mm <sup>2</sup>
	50 mm <sup>2</sup>	mm <sup>2</sup>
Stripping length / Blade size	70 mm <sup>2</sup>	mm/-
	50 mm <sup>2</sup>	mm/-
Tightening torque		Nm

#### Note

#### Ordering data

Version	
	light grey
	blue
	green
	brown
	black

#### Note

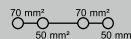
#### Accessories

End bracket	
	dark beige
	dark beige
Screwdriver	
	SET

#### WPD 103

**70 mm<sup>2</sup>**


32.9 / 53.1 / 63
192 / 70
6...70



#### IEC 60947-7-1, DIN EN 0603-3-1

IEC	UL	CSA	EN 60079-7
1000	600	600	
192	160	160	
70	AWG 10...2/0	AWG 10...2/0	
	8 kV / 3		
	III / V-0		

#### Rated connection

10...70 / 4...35
10...50 / 10...50
6...50
6...50
25 / M10 (SW 4)
20 / M8 (SW 4)
see appendix at the end of the chapter

Type	Qty.	Order No.
WPD 103 2X70/2X50 GY	3	1561770000
WPD 103 2X70/2X50 BL	3	1561780000
WPD 103 2X70/2X50 GN	3	1561790000
WPD 103 2X70/2X50 BN	3	1561820000
WPD 103 2X70/2X50 BK	3	1561830000

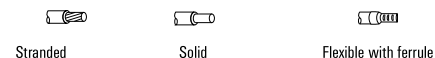
Type	Qty.	Order No.
WEW 35/2	100	1061200000
AEB 35 SC/1	50	1991920000
SK WSD-S 1,5-10,0	1	9008850000



**Conductor connection data according to VDE 0603-2 (Cu), IEC 61238-1 Class A (Al)**

Input (x2) / Output (x2)	Copper		Aluminium
2x70 mm <sup>2</sup> (round conductor)			
70 mm <sup>2</sup>	10 Nm	10 Nm	18 Nm
50 mm <sup>2</sup>			10 Nm
35 mm <sup>2</sup>			8 Nm
25 mm <sup>2</sup>			6 Nm
16 mm <sup>2</sup>			4 Nm
10 mm <sup>2</sup>			
6 mm <sup>2</sup>			
4 mm <sup>2</sup>			
Stripping lengths	25 mm		
screw	M10 (SW 4 mm)		

Input (x2) / Output (x2)	Copper		Aluminium
2x90 mm <sup>2</sup> (round conductor)			
70 mm <sup>2</sup>	6 Nm	6 Nm	10 Nm
50 mm <sup>2</sup>			8 Nm
35 mm <sup>2</sup>			6 Nm
25 mm <sup>2</sup>			4 Nm
16 mm <sup>2</sup>			
10 mm <sup>2</sup>			
6 mm <sup>2</sup>			
4 mm <sup>2</sup>			
Stripping lengths	20 mm		
screw	M8 (SW 4 mm)		



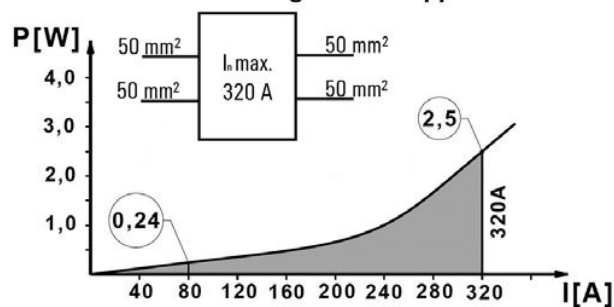
**CSA rating data according to CSA 22.2 No. 158**

Certificate No. (cURus)	XCFR8.E60693	
Voltage size B,C (cURus) - Cu	600 V	
	Current size B,C (cURus) - CU / CU / Tightening torque	
	Line	Load
AWG 2/0	160 A / 10 Nm	150 A / 6 Nm
AWG 1/0		
AWG 2		
AWG 4		
AWG 6		
AWG 8		
AWG 10		

Voltage size C (cURus) - AL	600 V	
	Current size B,C (cURus) - AL / AL / Tightening torque	
	Line	Load
AWG 2/0	135 A / 18 Nm	
AWG 1/0	120 A / 10 Nm	135 A / 10 Nm
AWG 2	90 A / 8 Nm	120 A / 10 Nm
AWG 4	65 A / 6 Nm	90 A / 8 Nm
AWG 6	50 A / 4 Nm	
AWG 8		
AWG 10		

**B**

**WPD 103**  
Power loss diagram for copper conductor



\*max. current at 2 x 50 mm<sup>2</sup> (according to IEC)

