

**WPD 104 1X25+1X16/2X16+3X10 GY****Weidmüller Interface GmbH & Co. KG**

Klingenbergstraße 26

D-32758 Detmold

Germany

www.weidmueller.com

**Product image**

Our WPD 1XX distribution blocks are used in all situations where power is supplied and distributed. Their user-friendly design creates a better overview and enables Rapid, efficient implementation of space-saving power distribution.

**General ordering data**

Version	W-Series, Distribution block, Rated cross-section: Screw connection, Terminal rail / mounting plate
Order No.	<a href="#">1562000000</a>
Type	WPD 104 1X25+1X16/2X16+3X10 GY
GTIN (EAN)	4050118367157
Qty.	1 pc(s).

Creation date March 8, 2023 1:48:53 PM CET

Catalogue status 03.03.2023 / We reserve the right to make technical changes.

**WPD 104 1X25+1X16/2X16+3X10 GY**

**Weidmüller Interface GmbH & Co. KG**  
 Klingenbergstraße 26  
 D-32758 Detmold  
 Germany

www.weidmueller.com

**Technical data**
**Dimensions and weights**

Depth	49 mm	Depth (inches)	1.929 inch
Height	68 mm	Height (inches)	2.677 inch
Width	31.5 mm	Width (inches)	1.24 inch
Net weight	96 g		

**Temperatures**

Storage temperature	-25 °C...55 °C	Continuous operating temp., min.	-50 °C
Continuous operating temp., max.	130 °C		

**Material data**

Material	Wemid	Colour	grey
UL 94 flammability rating	V-0		

**Rating data IECEx/ATEX**

Certificate No. (ATEX)	CNEX16ATEX0005U	Certificate No. (IECEX)	IECEXCNEX16.0005U
Max. voltage (ATEX)	550 V	Current (ATEX)	101 A
Wire cross section max. (ATEX)	25 mm <sup>2</sup>	Max. voltage (IECEX)	550 V
Current (IECEX)	101 A		

**System specifications**

Version	Screw connection	End cover plate required	No
Number of potentials	1	Number of levels	1
Number of clamping points per level	2	Number of potentials per tier	1
Levels cross-connected internally	Yes	PE connection	No
Rail	Mounting plate, TS 35	N-function	Yes
PE function	No	PEN function	No

**Additional technical data**

Installation advice	Terminal rail / mounting plate	Open sides	closed
Type of mounting	Snap-on		

**CSA rating data**

Certificate number (cCSAus)	70128467
-----------------------------	----------

**Conductors for clamping (rated connection)**

Connection direction	on side	Type of connection	Screw connection
----------------------	---------	--------------------	------------------

**General**

Installation advice	Terminal rail / mounting plate	Number of poles	1
Rail	Mounting plate, TS 35	Standards	IEC 60947-7-1, UL 1059

**WPD 104 1X25+1X16/2X16+3X10 GY**

**Weidmüller Interface GmbH & Co. KG**  
 Klingenbergstraße 26  
 D-32758 Detmold  
 Germany

www.weidmueller.com

**Technical data**

**Rating data**

Rated voltage	1,000 V	Rated AC voltage	1,000 V AC
Rated DC voltage	1,000 V DC	Rated current	164 A
Standards	IEC 60947-7-1, UL 1059		

**UL rating data**

Certificate No. (cURus)	E60693
-------------------------	--------

**Classifications**

ETIM 6.0	EC000897	ETIM 7.0	EC000897
ETIM 8.0	EC000897	ECLASS 9.0	27-14-11-20
ECLASS 9.1	27-14-11-20	ECLASS 10.0	27-14-11-20
ECLASS 11.0	27-14-11-20	ECLASS 12.0	27-14-11-20

**Environmental Product Compliance**

REACH SVHC	Lead 7439-92-1
SCIP	9b5f0838-1f0b-4c14-9fc7-3f5e6ee75be2

**Important note**

Product information	The socket complies with flammability class V-2 according to UL94.
---------------------	--

**Approvals**

Approvals



ROHS	Conform
UL File Number Search	UL Website
Certificate No. (cURus)	E60693

## WPD 104 1X25+1X16/2X16+3X10 GY

**Weidmüller Interface GmbH & Co. KG**  
Klingenbergstraße 26  
D-32758 Detmold  
Germany

[www.weidmueller.com](http://www.weidmueller.com)

## Technical data

### Downloads

Approval/Certificate/Document of Conformity	<a href="#">Attestation of Conformity</a> <a href="#">CB Certificate</a> <a href="#">ATEX Certificate</a> <a href="#">IECEX Certificate</a> <a href="#">EAC certificate</a> <a href="#">VDE Certificate</a> <a href="#">EAC EX Certificate</a> <a href="#">CCC Ex Certificate</a> <a href="#">DNV Certificate</a> <a href="#">UKCA Ex Certificate</a> <a href="#">CE Declaration of Conformity</a> <a href="#">CE Declaration of Conformity all terminals</a> <a href="#">UKCA declaration of conformity</a>
Engineering Data	<a href="#">CAD data – STEP</a>
Engineering Data	<a href="#">WSCAD</a>
User Documentation	<a href="#">StorageConditionsTerminalBlocks</a> <a href="#">DATA SHEET WPD 104</a> <a href="#">NTI WPD 104</a>
Catalogues	<a href="#">Catalogues in PDF-format</a>
Brochures	

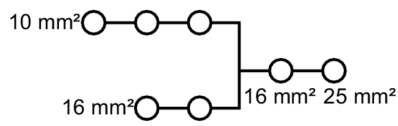
**Data sheet**

**WPD 104 1X25+1X16/2X16+3X10 GY**

**Weidmüller Interface GmbH & Co. KG**  
Klingenbergstraße 26  
D-32758 Detmold  
Germany

[www.weidmueller.com](http://www.weidmueller.com)

**Drawings**



## Power distribution

### Screw connection

#### W-Series

#### WPD 104 1x25+1x16/2x16+3x10



Width / Height / Depth	mm
max. current / max. conductor	A/mm <sup>2</sup>
max. clamping range	mm <sup>2</sup>

#### Technical data

<b>Rated data</b>		
Rated voltage		V
Rated current		A
for wire cross-section	25 mm <sup>2</sup>	mm <sup>2</sup>
Rated impulse withstand voltage / Pollution severity		
Overvoltage category / UL 94 flammability rating		
Approvals		
<b>Clamped conductors (H05V/H07V)</b>		
Solid / Stranded	25 mm <sup>2</sup>	mm <sup>2</sup>
	16 mm <sup>2</sup>	mm <sup>2</sup>
	10 mm <sup>2</sup>	mm <sup>2</sup>
Flexible with ferrule	25 mm <sup>2</sup>	mm <sup>2</sup>
	16 mm <sup>2</sup>	mm <sup>2</sup>
	10 mm <sup>2</sup>	mm <sup>2</sup>
Stripping length / Blade size	25 mm <sup>2</sup>	mm/-
	16 mm <sup>2</sup>	mm/-
	10 mm <sup>2</sup>	mm/-
Tightening torque		Nm
<b>Note</b>		

#### Ordering data

<b>Version</b>	
	grey
	blue
	red
	black
<b>Note</b>	

#### Accessories

<b>Cross connection</b>	
	2-pole
	3-pole
<b>End bracket</b>	
	dark beige
	dark beige
<b>Screwdriver</b>	
	SET

#### WPD 104

25 mm<sup>2</sup>



31.5 / 49 / 68	10 mm <sup>2</sup>	16 mm <sup>2</sup>	25 mm <sup>2</sup>
101 / 25			
1.5...25			

#### IEC 60947-7-1 (Cu), UL 1059 (Cu+Al)

IEC	UL	CSA	EN 60079-7
1000	600	600	550
101	85	85	101
25	AWG 12...4	AWG 12...4	25
8 kV / 3			
III / V-0			

#### Rated connection

2.5...25 / 2.5...25
1.5...16 / 1.5...16
1.5...10 / 1.5...10
1.5...16
1.5...10
1.5...6
12 / M5
14 / M6
19 / M6

see appendix at the end of the chapter

#### WPD 204

25 mm<sup>2</sup>



63 / 49 / 68	10 mm <sup>2</sup>	16 mm <sup>2</sup>	25 mm <sup>2</sup>
101 / 25			
1.5...25			

#### IEC 60947-7-1 (Cu), UL 1059 (Cu+Al)

IEC	UL	CSA	EN 60079-7
1000	600	600	550
101	85	85	101
25	AWG 12...4	AWG 12...4	25
8 kV / 3			
III / V-0			

#### Rated connection

2.5...25 / 2.5...25
1.5...16 / 1.5...16
1.5...10 / 1.5...10
1.5...16
1.5...10
1.5...6
12 / M5
14 / M6
19 / M6

see appendix at the end of the chapter

Type	Qty.	Order No.
WPD 104 1x25+1x16/2x16+3x10 GY	1	1562000000
WPD 104 1x25+1x16/2x16+3x10 BL	1	2518250000
WPD 104 1x25+1x16/2x16+3x10 RD	1	2725260000
WPD 104 1x25+1x16/2x16+3x10 BK	1	2725360000

Type	Qty.	Order No.
WPD 204 2X25/4X16+6X10 2XGY	1	1562150000
WPD 204 2X25/4X16+6X10 2XBL	1	2518330000
WPD 204 2x25/4x16+6x10 2xRD	1	2725290000
WPD 204 2x25/4x16+6x10 2xBK	1	2725390000

Type	Qty.	Order No.
WQB WPD X04/2	20	1561980000
WQB WPD X04/3	20	1561990000
WEW 35/2	100	1061200000
AEB 35 SC/1	50	1991920000
SDK PZ2 X 100	1	2749450000
SK WSD-S 1,5-10,0	1	9008850000

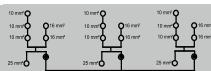
Type	Qty.	Order No.
WEW 35/2	100	1061200000
AEB 35 SC/1	50	1991920000
SDK PZ2 X 100	1	2749450000
SK WSD-S 1,5-10,0	1	9008850000

WPD 304

25 mm<sup>2</sup>



94.5 / 49 / 68  
101 / 25  
1.5...25



IEC 60947-7-1 (Cu), UL 1059 (Cu+Al)

IEC	UL	CSA	EN 60079-7
1000	600	600	550
101	85	85	101
25	AWG 12...4	AWG 12...4	25
8 kV / 3			
III / V-0			

Rated connection


2.5...25 / 2.5...25
1.5...16 / 1.5...16
1.5...10 / 1.5...10
1.5...16
1.5...10
1.5...6
12 / M5
14 / M6
19 / M6

see appendix at the end of the chapter



Type	Qty.	Order No.
WPD 304 3X25/6X16+9X10 3XGY	1	1562160000
WPD 304 3X25/6X16+9X10 3XBL	1	2518340000
WPD 304 3x25/6x16+9x10 3xRD	1	2725300000
WPD 304 3x25/6x16+9x10 3xBK	1	2725400000

Type	Qty.	Order No.
WEW 35/2	100	1061200000
AEB 35 SC/1	50	1991920000
SDK P22 X 100	1	2749450000
SK WSD-S 1,5-10,0	1	9008850000



B

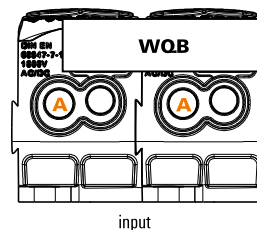
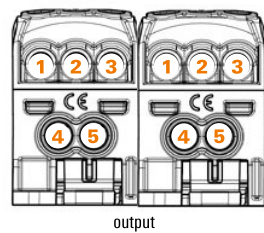


**Power distribution**  
**Screw connection**

**Conductor connection data according to IEC 60947-7-1 (Cu), UL 1059 (Cu+Al)**

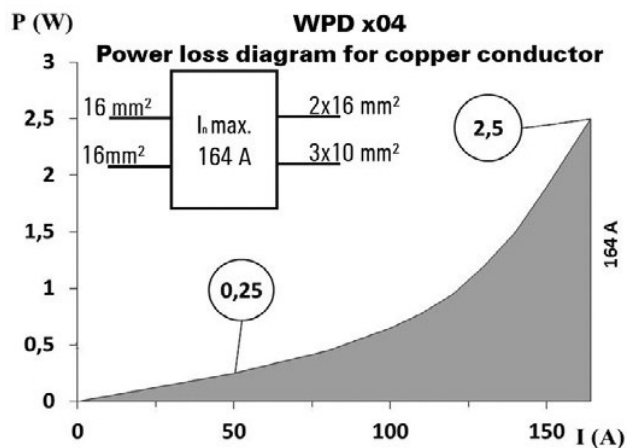
Input	connection point A			
	Copper		Aluminium*	
25 mm <sup>2</sup>	2,5 Nm	2,5 Nm	5,1 Nm	5,1 Nm
16 mm <sup>2</sup>				
10 mm <sup>2</sup>				
6 mm <sup>2</sup>				
4 mm <sup>2</sup>				
2,5 mm <sup>2</sup>				
1,5 mm <sup>2</sup>				
Stripping lengths	19 mm			
Allen screw	M6			

\* Values according to UL 1059







Output	connection point 1/2/3				connection point 4/5				connection point B			
	Copper		Aluminium*		Copper		Aluminium*		Copper		Aluminium*	
16 mm <sup>2</sup>	2 Nm	2 Nm	5,1 Nm	2,5 Nm	2,5 Nm	5,1 Nm	5,1 Nm	2,5 Nm	2,5 Nm	5,1 Nm	5,1 Nm	
10 mm <sup>2</sup>												
6 mm <sup>2</sup>												
4 mm <sup>2</sup>												
2,5 mm <sup>2</sup>												
1,5 mm <sup>2</sup>												
Stripping lengths	12 mm				14 mm				19 mm			
Allen screw	M5				M6				M6			













\* Values according to UL 1059








### UL Rating data according to UL 1059

Certificate no. (UR)		XCFR2.E60693			
connection point A					
Input (line)	Copper		Aluminium		
					
AWG 4	22.1 Lb In.	22.1 Lb In.	45.1 Lb In.	45.1 Lb In.	
AWG 6					
AWG 8					
AWG 10					
AWG 12					
max. current	85 A	65 A	65 A	50 A	
Voltage size B,C (UR)	600 V				

output (load)	connection point 1/2/3				connection point 4/5				connection point B			
	Copper		Aluminium		Copper		Aluminium		Copper		Aluminium	
												
AWG 4	22.1 Lb In.	22.1 Lb In.	45.1 Lb In.	45.1 Lb In.	22.1 Lb In.	22.1 Lb In.	45.1 Lb In.	45.1 Lb In.	22.1 Lb In.	22.1 Lb In.	45.1 Lb In.	45.1 Lb In.
AWG 6												
AWG 8												
AWG 10												
AWG 12												
AWG 14												
AWG 16												
max. current	65 A	50 A	50 A		85 A	65 A	65 A	50 A	65 A	50 A	50 A	
Voltage size B,C (UR)	600 V											



  
 Mehrdrähtig      Eindrätig      Feindrätig mit Aderendhülse

### CSA-Bemessungsdaten nach CSA 22.2 Nr. 158

Certificate No. (CSA)		269832			
	Input		Output		
	CP* A	CP* 1/2/3	CP* 4/5	CP*B	
AWG 4	2,5 Nm.	2,5 Nm	2,5 Nm	2,5 Nm	2,5 Nm
AWG 6					
AWG 8					
AWG 10					
AWG 12					
AWG 14					
AWG 16					
max. current	85 A	50 A	50 A	65 A	
Voltage size C (CSA)	600 V				
* CP - connection point					

**B**

