

WPD 107 1X95/2X35+8X25 GY**Weidmüller Interface GmbH & Co. KG**

Klingenbergstraße 26

D-32758 Detmold

Germany

www.weidmueller.com

Product image

Our WPD 1XX distribution blocks are used in all situations where power is supplied and distributed. Their user-friendly design creates a better overview and enables Rapid, efficient implementation of space-saving power distribution.

General ordering data

Version	W-Series, Distribution block, Rated cross-section: Screw connection, Terminal rail / mounting plate
Order No.	1562220000
Type	WPD 107 1X95/2X35+8X25 GY
GTIN (EAN)	4050118385298
Qty.	1 pc(s).

Creation date March 8, 2023 1:50:45 PM CET

Catalogue status 03.03.2023 / We reserve the right to make technical changes.

WPD 107 1X95/2X35+8X25 GY
Weidmüller Interface GmbH & Co. KG

Klingenbergstraße 26

D-32758 Detmold

Germany

www.weidmueller.com

Technical data
Dimensions and weights

Depth	54.5 mm	Depth (inches)	2.146 inch
Height	73 mm	Height (inches)	2.874 inch
Width	51 mm	Width (inches)	2.008 inch
Net weight	211 g		

Temperatures

Storage temperature	-25 °C...55 °C	Continuous operating temp., min.	-50 °C
Continuous operating temp., max.	130 °C		

Material data

Material	Wemid	Colour	Light Grey
UL 94 flammability rating	V-0		

Rating data IECEx/ATEX

Certificate No. (ATEX)	CNEX16ATEX0005U	Certificate No. (IECEX)	IECEXCNEX16.0005U
Max. voltage (ATEX)	440 V	Current (ATEX)	232 A
Wire cross section max. (ATEX)	95 mm ²	Max. voltage (IECEX)	440 V
Current (IECEX)	232 A	Marking EN 60079-7	Ex eb II C Gb
Ex 2014/34/EU label	II 2 G D		

System specifications

Version	Screw connection	End cover plate required	No
Number of potentials	1	Number of levels	1
Number of clamping points per level	2	Number of potentials per tier	1
Levels cross-connected internally	Yes	PE connection	No
Rail	Mounting plate, TS 35	N-function	Yes
PE function	No	PEN function	No

Additional technical data

Installation advice	Terminal rail / mounting plate	Open sides	closed
Type of mounting	Snap-on		

CSA rating data

Certificate number (cCSAus)	70128467
-----------------------------	----------

Conductors for clamping (rated connection)

Connection direction	on side	Type of connection	Screw connection
----------------------	---------	--------------------	------------------

General

Installation advice	Terminal rail / mounting plate	Number of poles	1
Rail	Mounting plate, TS 35	Standards	IEC 60947-7-1, UL 1059

WPD 107 1X95/2X35+8X25 GY**Weidmüller Interface GmbH & Co. KG**

Klingenbergstraße 26

D-32758 Detmold

Germany

www.weidmueller.com

Technical data**Rating data**

Rated voltage	1,000 V	Rated AC voltage	1,000 V AC
Rated DC voltage	1,500 V DC	Rated current	270 A
Standards	IEC 60947-7-1, UL 1059		

UL rating data

Certificate No. (cURus) E60693

Classifications

ETIM 6.0	EC000897	ETIM 7.0	EC000897
ETIM 8.0	EC000897	ECLASS 9.0	27-14-11-20
ECLASS 9.1	27-14-11-20	ECLASS 10.0	27-14-11-20
ECLASS 11.0	27-14-11-20	ECLASS 12.0	27-14-11-20

Environmental Product Compliance

REACH SVHC	Lead 7439-92-1
SCIP	9b5f0838-1f0b-4c14-9fc7-3f5e6ee75be2

Important note

Product information The socket complies with flammability class V-2 according to UL94.

Approvals

Approvals



ROHS	Conform
UL File Number Search	UL Website
Certificate No. (cURus)	E60693

WPD 107 1X95/2X35+8X25 GY

Weidmüller Interface GmbH & Co. KG
Klingenbergstraße 26
D-32758 Detmold
Germany

www.weidmueller.com

Technical data

Downloads

Approval/Certificate/Document of Conformity	Attestation of Conformity CB Certificate ATEX Certificate IECEx Certificate EAC certificate EAC EX Certificate CCC Ex Certificate DNV Certificate UKCA Ex Certificate CE Declaration of Conformity CE Declaration of Conformity all terminals UKCA declaration of conformity
Engineering Data	CAD data – STEP
Engineering Data	WSCAD
User Documentation	StorageConditionsTerminalBlocks DATA SHEET WPD 107 NTI WPD 107
Catalogues	Catalogues in PDF-format
Brochures	

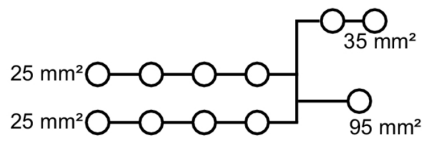
Data sheet

WPD 107 1X95/2X35+8X25 GY

Weidmüller Interface GmbH & Co. KG
Klingenbergstraße 26
D-32758 Detmold
Germany

www.weidmueller.com

Drawings



Power distribution
Screw connection

W-Series
WPD 107 1X95/2X35+8X25 GY



Width / Height / Depth	mm
max. current / max. conductor	A/mm ²
max. clamping range	mm ²

Technical data

Rated data	
Rated voltage	V
Rated current	A
for wire cross-section	95 mm ² mm ²
Rated impulse withstand voltage / Pollution severity	
Overvoltage category / UL 94 flammability rating	
Approvals	

Clamped conductors (H05V/H07V)	
Solid / Stranded	95 mm ² mm ²
	35 mm ² mm ²
	25 mm ² mm ²
Flexible with ferrule	95 mm ² mm ²
	35 mm ² mm ²
	25 mm ² mm ²
Stripping length / Blade size	95 mm ² mm/-
	35 mm ² mm/-
	25 mm ² mm ²

Tightening torque	Nm
Note	

Ordering data

Version	
	grey
	blue
	red
	black
Note	

Accessories

End bracket	
	dark beige
	dark beige
Screwdriver	
	SET

	SDK PZ2 X 100	1	2749450000
	SK WSD-S 1,5-10,0	1	9008850000

WPD 107 **95 mm²**



51 / 54.5 / 73	
232 / 95	
16...95	

IEC 60947-7-1 (Cu), UL 1059 (Cu+Al)


IEC	UL	CSA	EN 60079-7
1000	600	600	440
232	200	200	232
95	AWG 8...3/0	AWG 8...3/0	95
8 kV / 3			
III / V-0			

Rated connection	
16...95 / 16...95	
4...35 / 4...35	
2.5...25 / 2.5...25	
10...70	
2.5...25	
1.5...16	
14 / M12	
12 / M8	
12 / M6	

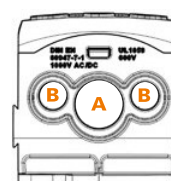
see appendix at the end of the chapter

Type	Qty.	Order No.
WPD 107 1x95/2x35+8x25 GY	1	1562220000
WPD 107 1x95/2x35+8x25 BL	1	2521730000
WPD 107 1x95/2x35+8x25 RD	1	2725350000
WPD 107 1x95/2x35+8x25 BK	1	2725450000

Type	Qty.	Order No.
WEW 35/2	100	1061200000
AEB 35 SC/1	50	1991920000
SDK PZ2 X 100	1	2749450000
SK WSD-S 1,5-10,0	1	9008850000



output



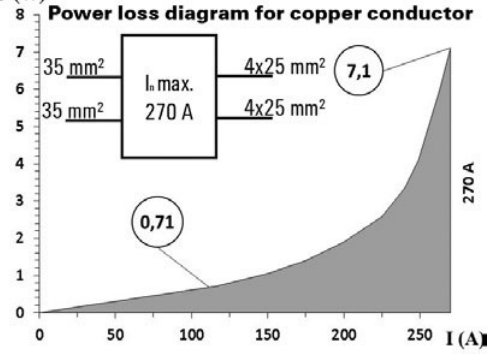
input

Conductor connection data according to IEC 60947-7-1 (Cu), UL 1059 (Cu+A P (W))

Input	connection point A			
	Copper		Aluminium*	
95 mm ²	14 Nm	14 Nm	22,6 Nm	22,6 Nm
70 mm ²				
50 mm ²				
35 mm ²				
25 mm ²				
16 mm ²				
10 mm ²				
Stripping lengths	14 mm			
Allen screw	M12			

* Values according to UL 1059

WPD 107



Output	connection point 1 - 8				connection point B			
	Copper		Aluminium*		Copper		Aluminium*	
35 mm ²	2,5 Nm	2,5 Nm	5,1 Nm	5,1 Nm	3,5 Nm	3,5 Nm	11,3 Nm	11,3 Nm
25 mm ²								
16 mm ²								
10 mm ²								
6 mm ²								
4 mm ²								
2,5 mm ²								
1,5 mm ²								
Stripping lengths	12 mm				12 mm			
Allen screw	M6				M8			

* Values according to UL 1059



UL Rating data according to UL 1059

Certificate no. (UR)	XCFR2.E60693			
	connection point A			
	Copper		Aluminium	
AWG 3/0	124 Lb In.	124 Lb In.	200 Lb In.	200 Lb In.
AWG 2/0				
AWG 1/0				
AWG 2				
AWG 4				
AWG 6				
AWG 8				
max. current	200 A	175 A	155 A	130 A
Voltage size B,C (UR)	600 V			

CSA rating data according to CSA 22.2 No. 158

Certificate No. (CSA)	269832		
	Input	Output	
	CP* A	CP* 1 - 8	CP* B
AWG 3/0	14 Nm.	2,5 Nm	6 Nm
AWG 2/0			
AWG 1/0			
AWG 2			
AWG 4			
AWG 6			
AWG 8			
AWG 10			
AWG 12			
AWG 14			
max. current	200 A	85 A	115 A
Voltage size C (CSA)	600 V		

* CP - connection point

output (load)	connection point 1 - 8				connection point B			
	Copper		Aluminium		Copper		Aluminium	
AWG 2	22.1 Lb In.	22.1 Lb In.	45.1 Lb In.	45.1 Lb In.	31 Lb In.	31 Lb In.	100 Lb In.	100 Lb In.
AWG 4								
AWG 6								
AWG 8								
AWG 10								
AWG 12								
AWG 14								
AWG 16								
max. current	85 A	65 A	65 A	50 A	115 A	85 A	90 A	65 A
Voltage size B,C (UR)	600 V							

