

SAIS-M23-19P-ST-25M**Weidmüller Interface GmbH & Co. KG**

Klingenbergstraße 26

D-32758 Detmold

Germany

www.weidmueller.com



Sensor/actuator cables are used for wiring sensors and actuators and for transmitting data or power in various applications. The moulded cable offers connected and tested connection of the plug-in connector to the cable ex-works. The cables may be exposed to a wide range of conditions, such as humidity, dust, heat, cold, shock or vibration.

The M23 cables offer: high mating frequency, high current carrying capacity and high-density contacts coupled with minimal dimensions.

Is there something you have not managed to find or you feel needs explanation? Talk to us!

General ordering data

Version	Sensor/actuator line, One end without connector, M23, Number of poles: 19, 25 m, pin, straight, Shielded: No, LED: No, Sheath material: PUR, Halogen: No
Order No.	1818162500
Type	SAIS-M23-19P-ST-25M
GTIN (EAN)	4050118095807
Qty.	1 pc(s).

Creation date March 16, 2023 5:13:53 PM CET

SAIS-M23-19P-ST-25M

Weidmüller Interface GmbH & Co. KG

Klingenbergstraße 26

D-32758 Detmold

Germany

www.weidmueller.com

Technical data

Dimensions and weights

Net weight	3,127 g
------------	---------

Temperatures

Operating temperature, min.	-25 °C	Operating temperature, max.	80 °C
-----------------------------	--------	-----------------------------	-------

Technical specifications for cable

Bending cycles	2 Mio	Bending radius, min., moving	10 x cable diameter
Cable length	25 m	Colour coding	violet, red, grey, red / blue, green, blue, grey / pink, white / green, white / yellow, white / grey, black, Green/yellow, Yellow / brown, brown / green, white, yellow, pink, grey / brown, brown
Core in accordance with UL AWM style	10493 (80 °C / 300 V)	Halogen	No
Insulation	TPM	Irradiation crosslinked	No
Number of poles	19	Outer cladding in accordance with UL AWM style	21198 (80 °C / 300 V)
Outside diameter	9.1 mm ± 0.3 mm	Resistant to welding beads	No
Sheath material	PUR	Sheathing colour	black
Shielded	No	Suitable for cable carriers	Yes
Temperature range, moving	-25...80 °C	Temperature range, stationary	-50...80 °C
Torsion resistance	0 °/m	Welding spark resistance	No
Wire cross section (Print/Online)	3 x 0.75 mm ² + 16 x 0.34 mm ²		

General technical data

Connection side version	Connection side	1
	Connection thread	M23
	Type of contact	Pin
	Type of thread	External thread
	Outlet direction	straight
Connection side version 1	M23, Pin, External thread, straight	
Connection thread	M23	
Contact surface	Gold-plated	
Housing main material	PUR	
Insulation strength	10 ¹² Ω	
LED	No	
Plugging cycles	≥ 50	
Pollution severity	2	
Protection degree	IP67	
Rated current	8 A	
Rated voltage	120 V	
Temperature range of housing	-25...+80 °C	
Threaded ring material	Diecast zinc	
Tightening torque	M23: 2.5 Nm	
Version	pin, straight	
jumpered	No	

Creation date March 16, 2023 5:13:53 PM CET

Catalogue status 03.03.2023 / We reserve the right to make technical changes.

2

SAIS-M23-19P-ST-25M**Weidmüller Interface GmbH & Co. KG**

Klingenbergstraße 26

D-32758 Detmold

Germany

www.weidmueller.com

Technical data**Electrical properties**

Insulation strength	10 ¹² Ω	Rated voltage	120 V
---------------------	--------------------	---------------	-------

Classifications

ETIM 6.0	EC001855	ETIM 7.0	EC001855
ETIM 8.0	EC001855	ECLASS 9.0	27-06-03-11
ECLASS 9.1	27-06-03-11	ECLASS 10.0	27-06-03-11
ECLASS 11.0	27-06-03-11	ECLASS 12.0	27-06-03-11

Environmental Product Compliance

REACH SVHC	Lead 7439-92-1
SCIP	ebf89fc8-a87f-4691-b87a-dfb9921774b4

Approvals

Approvals



ROHS Conform

Downloads

Engineering Data	CAD data – STEP
Catalogues	Catalogues in PDF-format
Brochures	FL FIELDWIRING EN

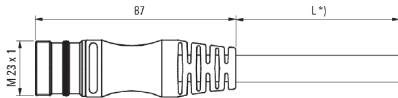
SAIS-M23-19P-ST-25M

Weidmüller Interface GmbH & Co. KG
 Klingenbergstraße 26
 D-32758 Detmold
 Germany

www.weidmueller.com

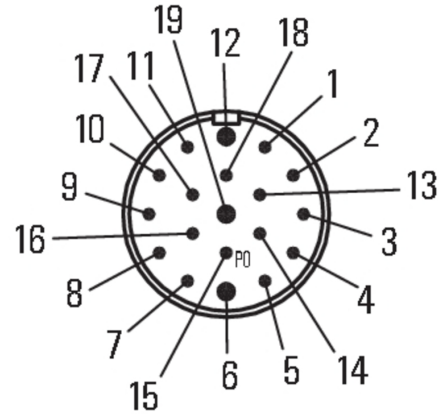
Drawings

Dimensioned drawing




Male, straight

Pole scheme



Male

Wiring diagram



The ideal tool: Screwty[®] with torque function



Light, securely screwed-in round plug-in connectors. Screwty set DM / VPE: 1 / Order No.: 1920000000 Adapters: M12, M12 F, M8, M8 F