

SAIL-VSCD-M12W-1.5U**Weidmüller Interface GmbH & Co. KG**

Klingenbergstraße 26

D-32758 Detmold

Germany

www.weidmueller.com



Weidmüller can supply valve plugs as connecting lines with M12 plugs and one end without connector. The status of the valve plug is shown by an LED. Every valve plug is fitted with a protective circuit. The Weidmüller range includes valve plugs of type A, B and C to DIN and industry standards. In the plugged condition they achieve IP 67 class of protection. The outlet direction is also a decisive factor: Weidmüller can also supply 0° versions, i.e. the cable outlet direction is located at the PE contact.

General ordering data

| | |
|------------|--|
| Version | Valve plug, 90°; plug - valve plug, CD |
| Order No. | 1857730150 |
| Type | SAIL-VSCD-M12W-1.5U |
| GTIN (EAN) | 4032248404155 |
| Qty. | 1 pc(s). |

Creation date March 13, 2023 2:23:32 PM CET

Catalogue status 03.03.2023 / We reserve the right to make technical changes.

SAIL-VSCD-M12W-1.5U**Weidmüller Interface GmbH & Co. KG**

Klingenbergstraße 26

D-32758 Detmold

Germany

www.weidmueller.com

Technical data**Dimensions and weights**

Net weight 101 g

Temperatures

Operating temperature, min. -25 °C Operating temperature, max. 80 °C

Technical specifications for cable

| | | | |
|-------------------------------|---------------------|----------------------------------|---------------------------|
| Acceleration | 5 m/s ² | Bending cycles | 2 Mio |
| Bending radius, min., moving | 10 x cable diameter | Bending radius, min., stationary | 5 x cable diameter |
| Cable length | 1.5 m | Colour coding | brown, blue, Green/yellow |
| Core cross-section | 0.5 mm ² | Halogen | No |
| Insulation | PP | Number of poles | 3 |
| Outside diameter | 4.6 mm ± 0.2 mm | Resistant to welding beads | No |
| Sheath material | PUR | Sheathing colour | black |
| Shielded | No | Speed | 200 m/min |
| Suitable for cable carriers | Yes | Temperature range, moving | -25...80 °C |
| Temperature range, stationary | -50...80 °C | Torsion resistance | 0 °/m |
| Welding spark resistance | No | | |

General technical data

| | | | |
|---|---------------------------|-------------------|--|
| All valve plugs are fitted with protective circuits | Zener diode | Coding | DIN design C (8 mm), M12 = A |
| Connection thread | Miscellaneous | Contact surface | tinned |
| LED | Yes | Protection degree | IP67, when screwed in |
| Rated current | 4 A | Rated voltage | 24 V |
| Temperature range of housing | -25...+80 °C | Tightening torque | Mounting screw M3: 0.4 Nm, M2.5 mounting screw: 0.3 Nm, M12: 0.8 - 1.2 Nm |
| Version | 90° plug - valve plug | | |

Classifications

| | | | |
|-------------|-------------|-------------|-------------|
| ETIM 6.0 | EC001855 | ETIM 7.0 | EC001855 |
| ETIM 8.0 | EC001855 | ECLASS 9.0 | 27-06-03-12 |
| ECLASS 9.1 | 27-06-03-11 | ECLASS 10.0 | 27-06-03-12 |
| ECLASS 11.0 | 27-06-03-12 | ECLASS 12.0 | 27-06-03-12 |

Environmental Product Compliance

REACH SVHC Lead 7439-92-1

Approvals

Approvals



ROHS Conform

SAIL-VSCD-M12W-1.5U

Weidmüller Interface GmbH & Co. KG
Klingenbergstraße 26
D-32758 Detmold
Germany

www.weidmueller.com

Technical data**Downloads**

| | |
|------------------|--|
| Engineering Data | CAD data – STEP |
| Catalogues | Catalogues in PDF-format |
| Brochures | FL FIELDWIRING EN FL FIELDWIRING EN |

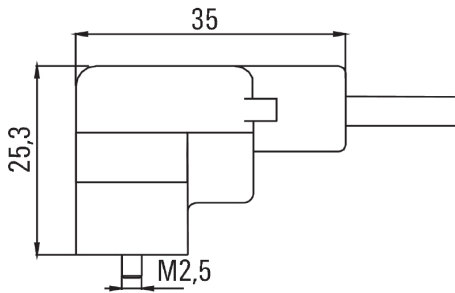
SAIL-VSCD-M12W-1.5U

Weidmüller Interface GmbH & Co. KG
 Klingenbergstraße 26
 D-32758 Detmold
 Germany

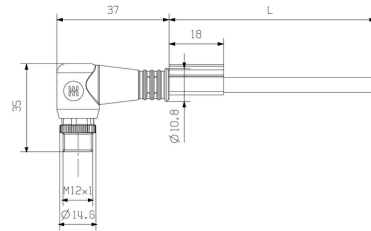
www.weidmueller.com

Drawings

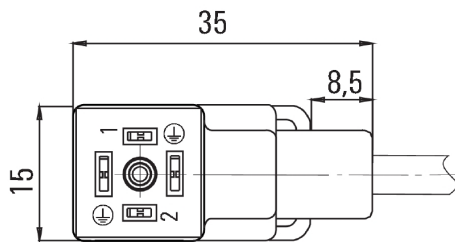
Dimensioned drawing



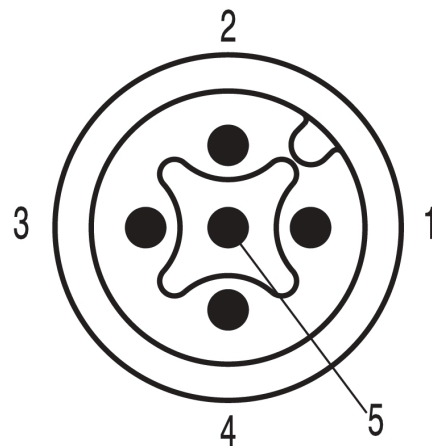
Dimensioned drawing



Pole scheme



Pole scheme



Wiring diagram

