

SAIL-M12BG-3S10U

Weidmüller Interface GmbH & Co. KG

Klingenbergstraße 26

D-32758 Detmold

Germany

www.weidmueller.com



Sensor/actuator cables are used for wiring sensors and actuators and for transmitting data or power in various applications. The moulded cable offers connected and tested connection of the plug-in connector to the cable ex-works. The cables may be exposed to a wide range of conditions, such as humidity, dust, heat, cold, shock or vibration.

Our developers have focused specifically on this issue and designed a host of different M8 and M12 sensor-actuator cables so you are bound to find the solution you need for your application.

Our sensor cables come with 360° shielding which provides protection against electromagnetic interference. Is there something you have not managed to find or you feel needs explanation? Talk to us!

General ordering data

| | |
|------------|---|
| Version | Sensor/actuator line, One end without connector, M12, Number of poles : 3, 10 m, Female socket, straight, Shielded: Yes, LED: No, Sheath material: PUR, Halogen: No |
| Order No. | 1867411000 |
| Type | SAIL-M12BG-3S10U |
| GTIN (EAN) | 4032248438402 |
| Qty. | 1 pc(s). |

SAIL-M12BG-3S10U

Weidmüller Interface GmbH & Co. KG

Klingenbergstraße 26

D-32758 Detmold

Germany

www.weidmueller.com

Technical data

Dimensions and weights

Net weight 351 g

Temperatures

Operating temperature, min. -25 °C Operating temperature, max. 80 °C

Technical specifications for cable

| | | | |
|--------------------------------------|--|--|----------------------------------|
| Acceleration | 5 m/s ² | Bending cycles | 2 Mio |
| Bending radius, min., moving | 10 x cable diameter | Bending radius, min., stationary | 5 x cable diameter |
| Cable length | 10 m | Colour coding | brown, blue, black |
| Configurable cable length | No | Core cross-section | 0.34 mm ² |
| Core in accordance with UL AWM style | 10493 (80 °C / 300 V) | Halogen | No |
| Hydrolysis and microbe resistant | Yes | Insulation | PP |
| Irradiation crosslinked | No | LABS-free | Yes |
| Number of poles | 3 | Outer cladding in accordance with UL AWM style | 20549 (80 °C / 300 V) |
| Outside diameter | 5 mm ± 0.2 mm | Resistance to oils | in accordance with IEC 60811:404 |
| Resistance to spread of flame | In accordance with UL1581 UL / CUL FT2, in accordance with IEC 60332-2-2 | Resistant to welding beads | No |
| Sheath material | PUR | Sheathing colour | black |
| Shielded | Yes | Speed | 200 m/min |
| Suitable for cable carriers | Yes | Temperature range, moving | -25...80 °C |
| Temperature range, stationary | -40...80 °C | Torsion resistance | 0 °/m |
| Welding spark resistance | No | | |

General technical data

| | | | |
|------------------------|---|------------------------------|-------------------|
| Coding | A | Connection thread | M12 |
| Contact surface | Gold-plated | Housing main material | PUR |
| Insulation strength | 10 ⁸ Ω | LED | No |
| Plugging cycles | ≥ 100 | Pollution severity | 3 |
| Protection degree | IP65, IP66, IP67, IP68, when screwed in | Rated current | 4 A |
| Rated voltage | 250 V | Temperature range of housing | -40 ... +85 °C |
| Threaded ring material | Diecast zinc | Tightening torque | M12: 0.8 - 1.2 Nm |
| Version | Female socket, straight | jumpered | No |

Electrical properties

Insulation strength 10⁸ Ω Rated voltage 250 V

General standards

Certificate no. (cULus) E307231 Connector standard IEC 61076-2-101

Standards

Connector standard IEC 61076-2-101

SAIL-M12BG-3S10U**Weidmüller Interface GmbH & Co. KG**

Klingenbergstraße 26

D-32758 Detmold

Germany

www.weidmueller.com

Technical data**Classifications**

| | | | |
|-------------|-------------|-------------|-------------|
| ETIM 6.0 | EC001855 | ETIM 7.0 | EC001855 |
| ETIM 8.0 | EC001855 | ECLASS 9.0 | 27-06-03-11 |
| ECLASS 9.1 | 27-06-03-11 | ECLASS 10.0 | 27-06-03-11 |
| ECLASS 11.0 | 27-06-03-11 | ECLASS 12.0 | 27-06-03-11 |

Environmental Product Compliance

| | |
|------------|--------------------------------------|
| REACH SVHC | Lead 7439-92-1 |
| SCIP | 1c533b66-fcff-4da5-b89f-fd55fbf5cb55 |

Approvals

Approvals



| | |
|-------------------------|------------|
| ROHS | Conform |
| UL File Number Search | UL Website |
| Certificate no. (cULus) | E307231 |

Downloads

| | |
|------------------|--|
| Engineering Data | CAD data – STEP |
| Engineering Data | WSCAD |
| Catalogues | Catalogues in PDF-format |
| Brochures | FL FIELDWIRING EN |

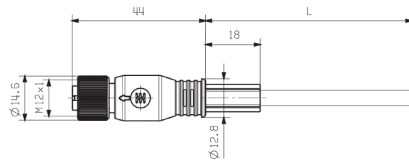
SAIL-M12BG-3S10U

Weidmüller Interface GmbH & Co. KG
 Klingenbergstraße 26
 D-32758 Detmold
 Germany

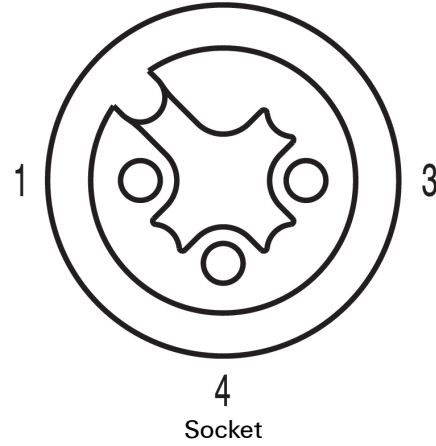
www.weidmueller.com

Drawings

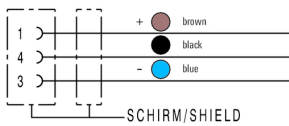
Dimensioned drawing



Pole scheme



Wiring diagram



The ideal tool: Screwty[®] with torque function



Light, securely screwed-in round plug-in connectors. Screwty set DM / VPE: 1 / Order No.: 1920000000 Adapters: M12, M12 F, M8, M8 F