

**SAIL-M12BG-12-5.0U****Weidmüller Interface GmbH & Co. KG**

Klingenbergstraße 26

D-32758 Detmold

Germany

www.weidmueller.com



Sensor/actuator cables are used for wiring sensors and actuators and for transmitting data or power in various applications. The moulded cable offers connected and tested connection of the plug-in connector to the cable ex-works. The cables may be exposed to a wide range of conditions, such as humidity, dust, heat, cold, shock or vibration.

Our developers have focused specifically on this issue and designed a host of different M8 and M12 sensor-actuator cables so you are bound to find the solution you need for your application.

Is there something you have not managed to find or you feel needs explanation? Talk to us!

**General ordering data**

Version	Sensor/actuator line, One end without connector, M12, Number of poles : 12, 5 m, Female socket, straight, Shielded: No, LED: No, Sheath material: PUR, Halogen: No
Order No.	<a href="#">1879710500</a>
Type	SAIL-M12BG-12-5.0U
GTIN (EAN)	4032248478934
Qty.	1 pc(s).

Creation date March 16, 2023 5:44:28 PM CET

Catalogue status 03.03.2023 / We reserve the right to make technical changes.

## SAIL-M12BG-12-5.0U

**Weidmüller Interface GmbH & Co. KG**

Klingenbergstraße 26

D-32758 Detmold

Germany

www.weidmueller.com

## Technical data

### Dimensions and weights

Net weight 195 g

### Temperatures

Operating temperature, min. -25 °C Operating temperature, max. 80 °C

### Technical specifications for cable

Acceleration	5 m/s <sup>2</sup>	Bending cycles	1 mill.
Bending radius, min., moving	10 x cable diameter	Bending radius, min., stationary	5 x cable diameter
Cable length	5 m	Colour coding	yellow, pink, grey / pink, green, white, blue, violet, brown, red, grey, red / blue, black
Configurable cable length	No	Core cross-section	0.14 mm <sup>2</sup>
Core in accordance with UL AWM style	10493 (80 °C / 300 V)	Halogen	No
Insulation	PP	Irradiation crosslinked	No
Number of poles	12	Outer cladding in accordance with UL AWM style	20549 (80 °C / 300 V)
Outside diameter	5.6 mm ± 0.2 mm	Resistant to welding beads	No
Sheath material	PUR	Sheathing colour	black
Shielded	No	Speed	5 m/s
Suitable for cable carriers	Yes	Temperature range, moving	-25...80 °C
Temperature range, stationary	-40...80 °C	Torsion resistance	180 °/m
Welding spark resistance	No		

### General technical data

AF size	13 mm	Coding	A
Connection thread	M12	Contact surface	Gold-plated
Housing main material	PUR	Insulation strength	10 <sup>8</sup> Ω
LED	No	Plugging cycles	≥ 100
Pollution severity	3	Protection degree	IP67, when screwed in, IP65, IP66
Rated current	1.5 A	Rated voltage	30 V
Temperature range of housing	-40 ... +85 °C	Threaded ring material	Brass, nickel-plated
Tightening torque	M12: 0.8 - 1.2 Nm	Version	Female socket, straight
jumpered	No		

### Electrical properties

Insulation strength	10 <sup>8</sup> Ω	Rated current	2 A (8-pole) / 1.5 A (12-pole)
Rated voltage	30 V		

### General standards

Certificate no. (cULus) E307231 Connector standard IEC 61076-2-101

### Standards

Connector standard IEC 61076-2-101

**Data sheet**

**SAIL-M12BG-12-5.0U**

**Weidmüller Interface GmbH & Co. KG**  
 Klingenbergstraße 26  
 D-32758 Detmold  
 Germany

www.weidmueller.com

**Technical data**

**Classifications**

ETIM 6.0	EC001855	ETIM 7.0	EC001855
ETIM 8.0	EC001855	ECLASS 9.0	27-06-03-11
ECLASS 9.1	27-06-03-11	ECLASS 10.0	27-06-03-11
ECLASS 11.0	27-06-03-11	ECLASS 12.0	27-06-03-11

**Environmental Product Compliance**

REACH SVHC	Lead 7439-92-1
SCIP	e8d8af70-4c85-4483-bc8c-9bc5b598e2a9

**Approvals**

Approvals



ROHS	Conform
UL File Number Search	UL Website
Certificate no. (cULus)	E307231

**Downloads**

Engineering Data	<a href="#">CAD data – STEP</a>
Engineering Data	<a href="#">WSCAD</a>
Catalogues	<a href="#">Catalogues in PDF-format</a>
Brochures	<a href="#">FL FIELDWIRING EN</a>

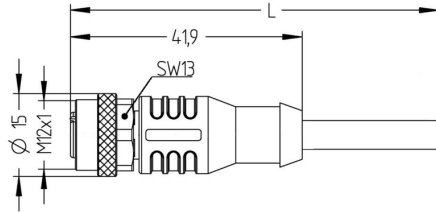
**SAIL-M12BG-12-5.0U**

**Weidmüller Interface GmbH & Co. KG**  
 Klingenbergstraße 26  
 D-32758 Detmold  
 Germany

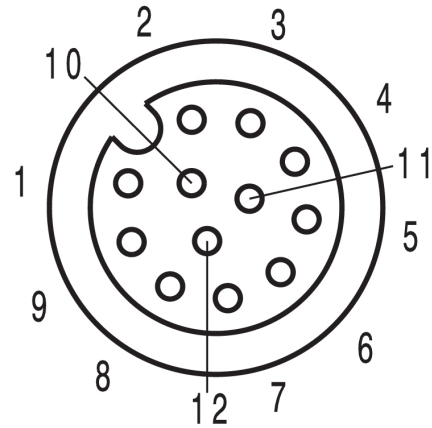
www.weidmueller.com

**Drawings**

**Dimensioned drawing**




**Pole scheme**



Socket

**Wiring diagram**



**The ideal tool: Screwty<sup>®</sup> with torque function**



Light, securely screwed-in round plug-in connectors. Screwty set DM / VPE: 1 / Order No.: 1920000000 Adapters: M12, M12 F, M8, M8 F