

SAIL-M12GM12G-4-4.8U

Weidmüller Interfaces GmbH & Co. KG

Postfach 3030

32760 Detmold

Tel. +49 5231 14-0

Fax. +49 5231 14-2083

info@weidmueller.com

www.weidmueller.com



Sensor/actuator cables are used for wiring sensors and actuators and for transmitting data or power in various applications. The moulded cable offers connected and tested connection of the plug-in connector to the cable ex-works. The cables may be exposed to a wide range of conditions, such as humidity, dust, heat, cold, shock or vibration.

Our developers have focused specifically on this issue and designed a host of different M8 and M12 sensor-actuator cables so you are bound to find the solution you need for your application.

Is there something you have not managed to find or you feel needs explanation? Talk to us!

General ordering data

Version	Sensor/actuator line, Connecting line, M12 / M12, Number of poles : 4, 4.8 m, pin, straight - socket, straight, Shielded: No, LED: No, Sheath material: PUR, Halogen: No
Order No.	1906300480
Type	SAIL-M12GM12G-4-4.8U
GTIN (EAN)	4050118626841
Qty.	1 Stück

SAIL-M12GM12G-4-4.8U

Weidmüller Interfaces GmbH & Co. KG

Postfach 3030

32760 Detmold

Tel. +49 5231 14-0

Fax. +49 5231 14-2083

info@weidmueller.com

www.weidmueller.com

Technische Daten

Dimensions and weights

Net weight	164 g	www.weidmueller.com
------------	-------	---------------------

Technical specifications for cable

Acceleration	5 m/s ²	Bending cycles	12 Mio
Bending cycles at torsion	> 5 Mio.	Bending radius, min., moving	10 x cable diameter
Bending radius, min., stationary	5 x cable diameter	Cable length	4.8 m
Colour coding	brown, white, blue, black	Configurable cable length	Yes
Core cross-section	0.34 mm ²	Core in accordance with UL AWM style	10493 (80 °C / 300 V)
Halogen	No	Hydrolysis and microbe resistant	Yes
Insulation	PP	Irradiation crosslinked	No
LABS-free	Yes	Length of torsion	1 m
Number of poles	4	Outer cladding in accordance with UL AWM style	20549 (80 °C / 300 V)
Outside diameter	4.7 mm ± 0.2 mm	Resistance to oils	in accordance with IEC 60811:404
Resistance to spread of flame	In accordance with UL1581 UL / CUL FT2, in accordance with IEC 60332-2-2	Resistant to welding beads	No
Sheath material	PUR	Sheathing colour	black
Shielded	No	Speed	5 m/s
Suitable for cable carriers	Yes	Temperature range, moving	-25...80 °C
Temperature range, stationary	-40...80 °C	Torsion resistance	360 °/m
Welding spark resistance	No		

General technical data

Connection thread	M12 / M12	Contact surface	Gold-plated
Housing main material	PUR	Insulation strength	10 ⁸ Ω
LED	No	Plugging cycles	≥ 100
Pollution severity	3	Protection degree	IP65, IP66, IP67, IP68, when screwed in, IP69
Rated current	4 A	Rated voltage	250 V
Shock and vibration proof according to	Section B	Temperature range of housing	-40 ... +85 °C
Threaded ring material	Diecast zinc	Version	pin, straight - socket, straight
jumpered	No		

Electrical properties

Insulation strength	10 ⁸ Ω	Rated voltage	250 V
---------------------	-------------------	---------------	-------

Standards

Shock and vibration proof according to Section B

SAIL-M12GM12G-4-4.8U

Weidmüller Interfaces GmbH & Co. KG

Postfach 3030

32760 Detmold

Tel. +49 5231 14-0

Fax. +49 5231 14-2083

info@weidmueller.com

Technische Daten

Plug

Plug	Cable side	left	www.weidmueller.com
	Version of contact face	M12	
	Coding of plug	A	
	Protection degree (IP)	IP69	
	Gender of contact	male contact	
	Outlet direction	straight	
	Housing main material	Plastic	
	Shielding available	No	
	Cable side	right	
	Version of contact face	M12	
	Coding of plug	A	
	Protection degree (IP)	IP69	
	Gender of contact	female contact	
	Outlet direction	straight	
	Housing main material	Plastic	
	Shielding available	No	
Plug left	M12, A, IP69, male contact, straight, Plastic, unshielded		
Plug right	M12, A, IP69, female contact, straight, Plastic, unshielded		

Classifications

ETIM 6.0	EC001855	ETIM 7.0	EC001855
ETIM 8.0	EC001855	ECLASS 9.0	27-06-03-11
ECLASS 9.1	27-06-03-11	ECLASS 10.0	27-06-03-11
ECLASS 11.0	27-06-03-11	ECLASS 12.0	27-06-03-11

Environmental Product Compliance

REACH SVHC	Lead 7439-92-1
SCIP	1c533b66-fcff-4da5-b89f-fd55fbf5cb55

Approvals

Approvals



ROHS	Conform
------	---------

Downloads

Catalogues	Catalogues in PDF-format
------------	--

SAIL-M12GM12G-4-4.8U

Weidmüller Interfaces GmbH & Co. KG

Postfach 3030

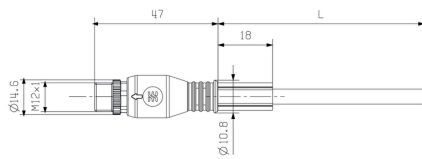
32760 Detmold

Tel. +49 5231 14-0

Fax. +49 5231 14-2083

Zeichnungen

Dimensioned drawing



Male, straight

Pole scheme

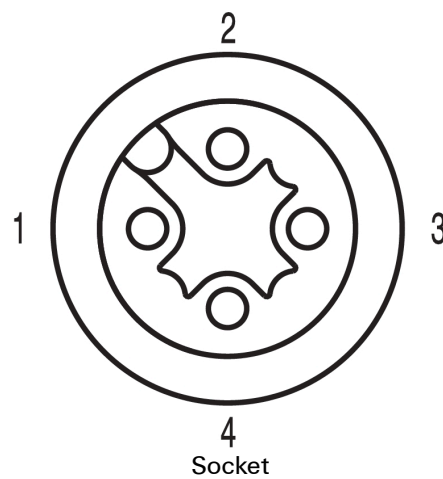


Dimensioned drawing info@weidmueller.com

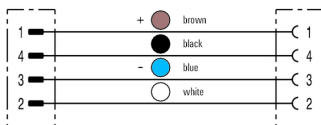


Straight socket

Pole scheme



Wiring diagram



The ideal tool: Screwty® with torque function

Light, securely screwed-in round plug-in connectors. Screwty set DM / VPE: 1 / Order No.: 1920000000 Adapters: M12, M12 F, M8, M8 F