

**SAIL-M12GM12G-4-12U**

**Weidmüller Interfaces GmbH & Co. KG**

Postfach 3030

32760 Detmold

Tel. +49 5231 14-0

Fax. +49 5231 14-2083

info@weidmueller.com

www.weidmueller.com



Sensor/actuator cables are used for wiring sensors and actuators and for transmitting data or power in various applications. The moulded cable offers connected and tested connection of the plug-in connector to the cable ex-works. The cables may be exposed to a wide range of conditions, such as humidity, dust, heat, cold, shock or vibration.

Our developers have focused specifically on this issue and designed a host of different M8 and M12 sensor-actuator cables so you are bound to find the solution you need for your application.

Is there something you have not managed to find or you feel needs explanation? Talk to us!

**General ordering data**

|            |   |
|------------|---|
| Version    | Sensor/actuator line, Connecting line, M12 / M12, Number of poles : 4, 12 m, pin, straight - socket, straight, Shielded: No, LED: No, Sheath material: PUR, Halogen: No |
| Order No.  | <a href="#">1906301200</a>  |
| Type       | SAIL-M12GM12G-4-12U   |
| GTIN (EAN) | 4050118594607   |
| Qty.       | 1 Stück   |

## SAIL-M12GM12G-4-12U

Weidmüller Interfaces GmbH & Co. KG

Postfach 3030

32760 Detmold

Tel. +49 5231 14-0

Fax. +49 5231 14-2083

info@weidmueller.com

www.weidmueller.com

## Technische Daten

### Dimensions and weights

Net weight 345.4 g

### Technical specifications for cable

|                                  |  |  |                                  |
|----------------------------------|--|--|----------------------------------|
| Acceleration                     | 5 m/s <sup>2</sup>   | Bending cycles                                 | 12 Mio                           |
| Bending cycles at torsion        | > 5 Mio.   | Bending radius, min., moving                   | 10 x cable diameter              |
| Bending radius, min., stationary | 5 x cable diameter   | Cable length                                   | 12 m                             |
| Colour coding                    | brown, white, blue, black  | Configurable cable length                      | Yes                              |
| Core cross-section               | 0.34 mm <sup>2</sup>   | Core in accordance with UL AWM style           | 10493 (80 °C / 300 V)            |
| Halogen                          | No   | Hydrolysis and microbe resistant               | Yes                              |
| Insulation                       | PP   | Irradiation crosslinked                        | No                               |
| LABS-free                        | Yes  | Length of torsion                              | 1 m                              |
| Number of poles                  | 4  | Outer cladding in accordance with UL AWM style | 20549 (80 °C / 300 V)            |
| Outside diameter                 | 4.7 mm ± 0.2 mm  | Resistance to oils                             | in accordance with IEC 60811:404 |
| Resistance to spread of flame    | In accordance with UL1581 UL / CUL FT2, in accordance with IEC 60332-2-2 | Resistant to welding beads                     | No                               |
| Sheath material                  | PUR  | Sheathing colour                               | black                            |
| Shielded                         | No   | Speed  | 5 m/s                            |
| Suitable for cable carriers      | Yes  | Temperature range, moving                      | -25...80 °C                      |
| Temperature range, stationary    | -40...80 °C  | Torsion resistance                             | 360 °/m                          |
| Welding spark resistance         | No   |  |                                  |

### General technical data

|  |              |                              |   |
|--|--------------|------------------------------|---|
| Connection thread                      | M12 / M12    | Contact surface              | Gold-plated                                   |
| Housing main material                  | PUR          | Insulation strength          | 10 <sup>8</sup> Ω                             |
| LED                                    | No           | Plugging cycles              | ≥ 100   |
| Pollution severity                     | 3            | Protection degree            | IP65, IP66, IP67, IP68, when screwed in, IP69 |
| Rated current                          | 4 A          | Rated voltage                | 250 V   |
| Shock and vibration proof according to | Section B    | Temperature range of housing | -40 ... +85 °C                                |
| Threaded ring material                 | Diecast zinc | Version                      | pin, straight - socket, straight              |
| jumpered                               | No           |                              |   |

### Electrical properties

Insulation strength 10<sup>8</sup> Ω      Rated voltage 250 V

### General standards

Certificate no. (cULus) E307231

### Standards

Shock and vibration proof according to Section B

**SAIL-M12GM12G-4-12U**

Weidmüller Interfaces GmbH & Co. KG

Postfach 3030

32760 Detmold

Tel. +49 5231 14-0

Fax. +49 5231 14-2083

[info@weidmueller.com](mailto:info@weidmueller.com)

**Technische Daten**

**Plug**

|            |   |                |  |
|------------|---|----------------|--|
| Plug       | Cable side  | left           | <a href="http://www.weidmueller.com">www.weidmueller.com</a> |
|            | Version of contact face                                     | M12            |  |
|            | Coding of plug  | A              |  |
|            | Protection degree (IP)                                      | IP69           |  |
|            | Gender of contact   | male contact   |  |
|            | Outlet direction  | straight       |  |
|            | Housing main material                                       | Plastic        |  |
|            | Shielding available   | No             |  |
|            | Cable side  | right          |  |
|            | Version of contact face                                     | M12            |  |
|            | Coding of plug  | A              |  |
|            | Protection degree (IP)                                      | IP69           |  |
|            | Gender of contact   | female contact |  |
|            | Outlet direction  | straight       |  |
|            | Housing main material                                       | Plastic        |  |
|            | Shielding available   | No             |  |
| Plug left  | M12, A, IP69, male contact, straight, Plastic, unshielded   |                |  |
| Plug right | M12, A, IP69, female contact, straight, Plastic, unshielded |                |  |

**Classifications**

|             |             |             |             |
|-------------|-------------|-------------|-------------|
| ETIM 6.0    | EC001855    | ETIM 7.0    | EC001855    |
| ETIM 8.0    | EC001855    | ECLASS 9.0  | 27-06-03-11 |
| ECLASS 9.1  | 27-06-03-11 | ECLASS 10.0 | 27-06-03-11 |
| ECLASS 11.0 | 27-06-03-11 | ECLASS 12.0 | 27-06-03-11 |

**Environmental Product Compliance**

|            |                                       |
|------------|---------------------------------------|
| REACH SVHC | Lead 7439-92-1                        |
| SCIP       | 1c533b66-fcfd-4da5-b89f-fd555fbf5cb55 |

**Approvals**

Approvals



|                         |            |
|-------------------------|------------|
| ROHS                    | Conform    |
| UL File Number Search   | UL Website |
| Certificate no. (cULus) | E307231    |

**Downloads**

|                             |   |
|-----------------------------|---|
| Product Change Notification | <a href="#">DE - Technische Änderung zu M12 Gewinding mit 6-Kant</a><br><a href="#">EN - Technical change to M12 nut with additional hexagonal mounting</a> |
| Catalogues                  | <a href="#">Catalogues in PDF-format</a>  |

**SAIL-M12GM12G-4-12U**

**Weidmüller Interfaces GmbH & Co. KG**

Postfach 3030

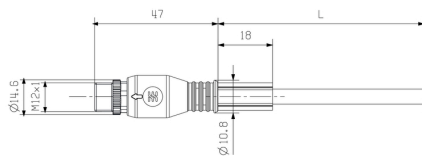
32760 Detmold

Tel. +49 5231 14-0

Fax. +49 5231 14-2083

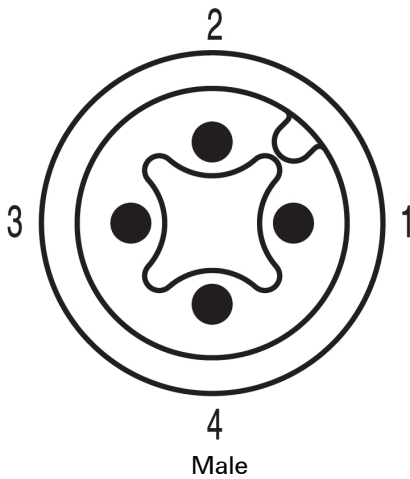
**Zeichnungen**

**Dimensioned drawing**

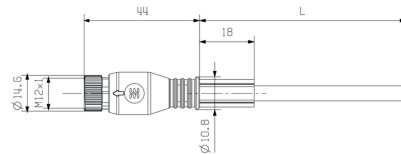


Male, straight

**Pole scheme**

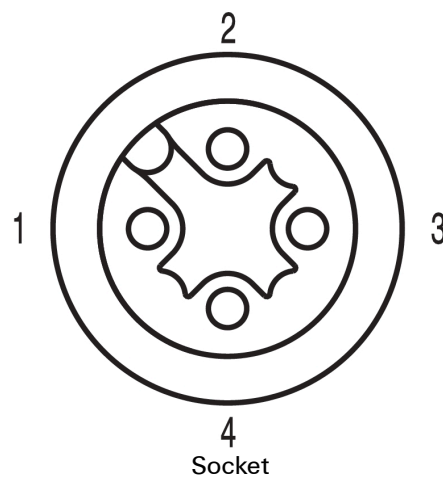


**Dimensioned drawing** [info@weidmueller.com](mailto:info@weidmueller.com)

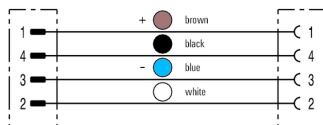


Straight socket

**Pole scheme**



**Wiring diagram**



**The ideal tool: Screwty® with torque function**

Light, securely screwed-in round plug-in connectors. Screwty set DM / VPE: 1 / Order No.: 1920000000 Adapters: M12, M12 F, M8, M8 F