

SAIL-M12G-4S20U

Weidmüller Interface GmbH & Co. KG

Klingenbergstraße 26

D-32758 Detmold

Germany

www.weidmueller.com



Sensor/actuator cables are used for wiring sensors and actuators and for transmitting data or power in various applications. The moulded cable offers connected and tested connection of the plug-in connector to the cable ex-works. The cables may be exposed to a wide range of conditions, such as humidity, dust, heat, cold, shock or vibration.

Our developers have focused specifically on this issue and designed a host of different M8 and M12 sensor-actuator cables so you are bound to find the solution you need for your application.

Our sensor cables come with 360° shielding which provides protection against electromagnetic interference. Is there something you have not managed to find or you feel needs explanation? Talk to us!

General ordering data

Version	Sensor/actuator line, One end without connector, M12, Number of poles : 4, 20 m, pin, straight, Shielded: Yes, LED: No, Sheath material: PUR, Halogen: No
Order No.	1906482000
Type	SAIL-M12G-4S20U
GTIN (EAN)	4050118408485
Qty.	1 pc(s).

SAIL-M12G-4S20U

Weidmüller Interface GmbH & Co. KG

Klingenbergstraße 26

D-32758 Detmold

Germany

www.weidmueller.com

Technical data

Dimensions and weights

Net weight 841 g

Technical specifications for cable

Acceleration	5 m/s ²	Bending cycles	2 Mio
Bending radius, min., moving	10 x cable diameter	Bending radius, min., stationary	5 x cable diameter
Cable length	20 m	Colour coding	black, brown, white, blue
Configurable cable length	No	Core cross-section	0.34 mm ²
Core in accordance with UL AWM style	10493 (80 °C / 300 V)	Halogen	No
Hydrolysis and microbe resistant	Yes	Insulation	PP
Irradiation crosslinked	No	LABS-free	Yes
Number of poles	4	Outer cladding in accordance with UL AWM style	20549 (80 °C / 300 V)
Outside diameter	5.4 mm ± 0.2 mm	Resistance to oils	in accordance with IEC 60811:404
Resistance to spread of flame	In accordance with UL1581 UL / CUL FT2, in accordance with IEC 60332-2-2	Resistant to welding beads	No
Sheath material	PUR	Sheathing colour	black
Shielded	Yes	Speed	200 m/min
Suitable for cable carriers	Yes	Temperature range, moving	-25...80 °C
Temperature range, stationary	-40...80 °C	Torsion resistance	0 °/m
Welding spark resistance	No		

General technical data

Coding	A	Connection thread	M12
Contact surface	Gold-plated	Housing main material	PUR
Insulation strength	10 ⁸ Ω	LED	No
Plugging cycles	≥ 100	Pollution severity	3
Protection degree	IP65, IP66, IP67, IP68, when screwed in	Rated current	4 A
Rated voltage	250 V	Temperature range of housing	-40 ... +85 °C
Threaded ring material	Diecast zinc	Tightening torque	M12: 0.8 - 1.2 Nm
Version	pin, straight	jumpered	No

Electrical properties

Insulation strength 10⁸ Ω Rated voltage 250 V

General standards

Certificate no. (cULus) E307231 Connector standard IEC 61076-2-101

Standards

Connector standard IEC 61076-2-101

Classifications

ETIM 6.0	EC001855	ETIM 7.0	EC001855
ETIM 8.0	EC001855	ECLASS 9.0	27-06-03-11
ECLASS 9.1	27-06-03-11	ECLASS 10.0	27-06-03-11
ECLASS 11.0	27-06-03-11	ECLASS 12.0	27-06-03-11

Creation date March 16, 2023 6:11:52 PM CET

Data sheet

SAIL-M12G-4S20U

Weidmüller Interface GmbH & Co. KG
 Klingenbergstraße 26
 D-32758 Detmold
 Germany

www.weidmueller.com

Technical data

Environmental Product Compliance

REACH SVHC	Lead 7439-92-1
SCIP	1c533b66-fcff-4da5-b89f-fd55fbf5cb55

Approvals

Approvals



ROHS	Conform
UL File Number Search	UL Website
Certificate no. (cULus)	E307231

Downloads

Engineering Data	CAD data – STEP
Catalogues	Catalogues in PDF-format
Brochures	FL FIELDWIRING EN

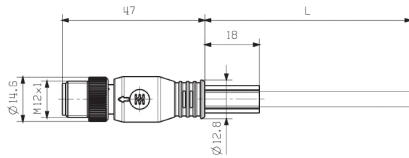
SAIL-M12G-4S20U

Weidmüller Interface GmbH & Co. KG
 Klingenbergstraße 26
 D-32758 Detmold
 Germany

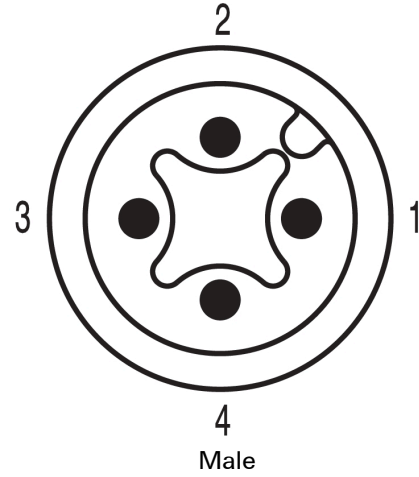
www.weidmueller.com

Drawings

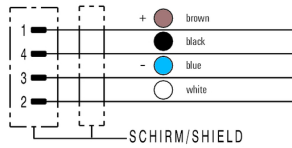
Dimensioned drawing



Pole scheme



Wiring diagram



The ideal tool: Screwty® with torque function



Light, securely screwed-in round plug-in connectors. Screwty set DM / VPE: 1 / Order No.: 1920000000 Adapters: M12, M12 F, M8, M8 F