

SAIL-M12GM12G-2/4-5.0V

Weidmüller Interfaces GmbH & Co. KG

Postfach 3030

32760 Detmold

Tel. +49 5231 14-0

Fax. +49 5231 14-2083

info@weidmueller.com

www.weidmueller.com



Sensor/actuator cables are used for wiring sensors and actuators and for transmitting data or power in various applications. The moulded cable offers connected and tested connection of the plug-in connector to the cable ex-works. The cables may be exposed to a wide range of conditions, such as humidity, dust, heat, cold, shock or vibration.

Our developers have focused specifically on this issue and designed a host of different M8 and M12 sensor-actuator cables so you are bound to find the solution you need for your application.

Is there something you have not managed to find or you feel needs explanation? Talk to us!

General ordering data

| | |
|------------|---|
| Version | Sensor/actuator line, Connecting line, M12 / M12, Number of poles : 3, 5 m, pin, straight-socket, straight, Shielded: No, LED: No, Sheath material: PVC, Halogen: Yes |
| Order No. | 1925330500 |
| Type | SAIL-M12GM12G-2/4-5.0V |
| GTIN (EAN) | 4032248567676 |
| Qty. | 1 pc(s). |

SAIL-M12GM12G-2/4-5.0V

Weidmüller Interfaces GmbH & Co. KG

Postfach 3030

32760 Detmold

Tel. +49 5231 14-0

Fax. +49 5231 14-2083

info@weidmueller.com

www.weidmueller.com

Technical data

Dimensions and weights

| | | |
|------------|-------|---------------------|
| Net weight | 164 g | www.weidmueller.com |
|------------|-------|---------------------|

Temperatures

| | | | |
|-----------------------------|--------|-----------------------------|-------|
| Operating temperature, min. | -25 °C | Operating temperature, max. | 80 °C |
|-----------------------------|--------|-----------------------------|-------|

Technical specifications for cable

| | | | |
|--|----------------------|---------------------------|----------------------|
| Cable length | 5 m | Colour coding | brown, blue, black |
| Configurable cable length | Yes | Core cross-section | 0.34 mm ² |
| Halogen | Yes | Insulation | PVC |
| Irradiation crosslinked | No | Number of poles | 3 |
| Outer cladding in accordance with UL AWM style | 2464 (80 °C / 300 V) | Outside diameter | 4.9 mm ± 0.2 mm |
| Resistant to welding beads | No | Sheath material | PVC |
| Sheathing colour | black | Shielded | No |
| Suitable for cable carriers | No | Temperature range, moving | -5...80 °C |
| Temperature range, stationary | -30...80 °C | Torsion resistance | 0 °/m |
| Welding spark resistance | No | | |

General technical data

| | | | |
|------------------------------|--|--|----------------------------------|
| Coding | A | Connection thread | M12 / M12 |
| Contact surface | Gold-plated | Housing main material | PUR |
| Insulation strength | 10 ⁸ Ω | LED | No |
| Plugging cycles | ≥ 100 | Pollution severity | 3 |
| Protection degree | IP67, IP68, when fully mounted, IP65, IP66 | Rated current | 4 A |
| Rated voltage | 250 V | Shock and vibration proof according to | Section B |
| Temperature range of housing | -40 ... +85 °C | Threaded ring material | Diecast zinc |
| Tightening torque | M12: 0.8 - 1.2 Nm | Version | pin, straight - socket, straight |
| jumpered | 2/4 | | |

Electrical properties

| | | | |
|---------------------|-------------------|---------------|-------|
| Insulation strength | 10 ⁸ Ω | Rated voltage | 250 V |
|---------------------|-------------------|---------------|-------|

General standards

| | | | |
|-------------------------|---------|--------------------|-----------------|
| Certificate no. (cULus) | E307231 | Connector standard | IEC 61076-2-101 |
|-------------------------|---------|--------------------|-----------------|

Standards

| | | | |
|--------------------|-----------------|--|-----------|
| Connector standard | IEC 61076-2-101 | Shock and vibration proof according to | Section B |
|--------------------|-----------------|--|-----------|

Classifications

| | | | |
|-------------|-------------|-------------|-------------|
| ETIM 6.0 | EC001855 | ETIM 7.0 | EC001855 |
| ETIM 8.0 | EC001855 | ECLASS 9.0 | 27-06-03-11 |
| ECLASS 9.1 | 27-06-03-11 | ECLASS 10.0 | 27-06-03-11 |
| ECLASS 11.0 | 27-06-03-11 | ECLASS 12.0 | 27-06-03-11 |

Creation date March 16, 2023 6:26:53 PM CET

Catalogue status 03.03.2023 / We reserve the right to make technical changes.

SAIL-M12GM12G-2/4-5.0V

Weidmüller Interfaces GmbH & Co. KG

Postfach 3030

32760 Detmold

Tel. +49 5231 14-0

Fax. +49 5231 14-2083

info@weidmueller.com

www.weidmueller.com

Technical data

Environmental Product Compliance

| | | |
|------------|--------------------------------------|--|
| REACH SVHC | Lead 7439-92-1 | |
| SCIP | 1c533b66-fcff-4da5-b89f-fd55fbf5cb55 | |

Approvals

Approvals



| | |
|-------------------------|------------|
| ROHS | Conform |
| UL File Number Search | UL Website |
| Certificate no. (cULus) | E307231 |

Downloads

| | |
|-----------------------------|---|
| Engineering Data | WSCAD |
| Product Change Notification | DE - Technische Änderung zu M12 Gewinding mit 6-Kant EN - Technical change to M12 nut with additional hexagonal mounting |
| Catalogues | Catalogues in PDF-format |
| Brochures | FL FIELDWIRING EN |

Data sheet

SAIL-M12GM12G-2/4-5.0V

Weidmüller Interfaces GmbH & Co. KG

Postfach 3030

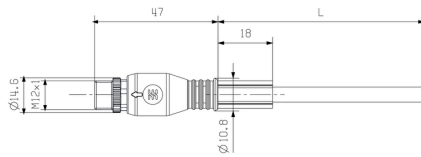
32760 Detmold

Tel. +49 5231 14-0

Fax. +49 5231 14-2083

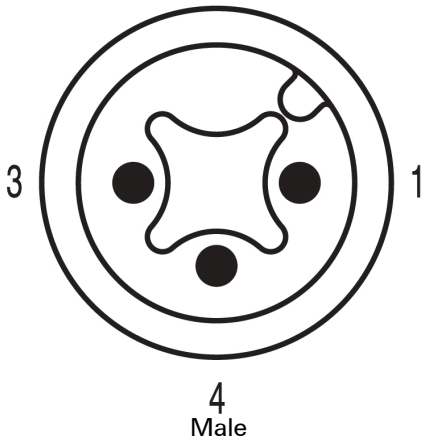
Drawings

Dimensioned drawing



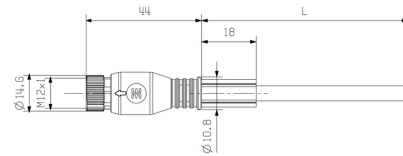
Male, straight

Pole scheme



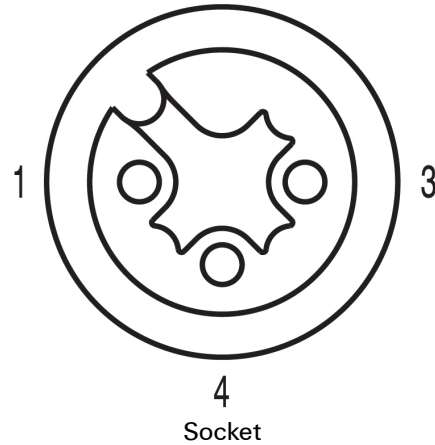
4
Male

Dimensioned drawing info@weidmueller.com



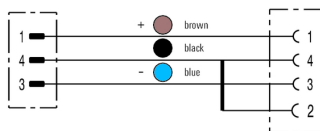
Straight socket

Pole scheme



4
Socket

Wiring diagram



The ideal tool: Screwty® with torque function



Light, securely screwed-in round plug-in connectors. Screwty set DM / VPE: 1 / Order No.: 1920000000 Adapters: M12, M12 F, M8, M8 F