

SAIL-M12WM12W-3-10V

Weidmüller Interfaces GmbH & Co. KG

Postfach 3030

32760 Detmold

Tel. +49 5231 14-0

Fax. +49 5231 14-2083

info@weidmueller.com

www.weidmueller.com



Sensor/actuator cables are used for wiring sensors and actuators and for transmitting data or power in various applications. The moulded cable offers connected and tested connection of the plug-in connector to the cable ex-works. The cables may be exposed to a wide range of conditions, such as humidity, dust, heat, cold, shock or vibration.

Our developers have focused specifically on this issue and designed a host of different M8 and M12 sensor-actuator cables so you are bound to find the solution you need for your application.

Is there something you have not managed to find or you feel needs explanation? Talk to us!

General ordering data

Version	Sensor/actuator line, Connecting line, M12 / M12, Number of poles : 3, 10 m, pin, 90° - socket 90°, Shielded: No, LED: No, Sheath material: PVC, Halogen: Yes
Order No.	1925381000
Type	SAIL-M12WM12W-3-10V
GTIN (EAN)	4032248569687
Qty.	1 pc(s).

SAIL-M12WM12W-3-10V

Weidmüller Interfaces GmbH & Co. KG

Postfach 3030

32760 Detmold

Tel. +49 5231 14-0

Fax. +49 5231 14-2083

info@weidmueller.com

www.weidmueller.com

Technical data

Dimensions and weights

Net weight	275 g	www.weidmueller.com
------------	-------	---------------------

Temperatures

Operating temperature, min.	-25 °C	Operating temperature, max.	80 °C
-----------------------------	--------	-----------------------------	-------

Technical specifications for cable

Cable length	10 m	Colour coding	brown, blue, black
Configurable cable length	Yes	Core cross-section	0.34 mm ²
Halogen	Yes	Insulation	PVC
Irradiation crosslinked	No	Number of poles	3
Outer cladding in accordance with UL AWM style	2464 (80 °C / 300 V)	Outside diameter	4.9 mm ± 0.2 mm
Resistant to welding beads	No	Sheath material	PVC
Sheathing colour	black	Shielded	No
Suitable for cable carriers	No	Temperature range, moving	-5...80 °C
Temperature range, stationary	-30...80 °C	Torsion resistance	0 °/m
Welding spark resistance	No		

General technical data

Coding	A	Connection thread	M12 / M12
Contact surface	Gold-plated	Housing main material	PUR
Insulation strength	10 ⁸ Ω	LED	No
Plugging cycles	≥ 100	Pollution severity	3
Protection degree	IP67, IP68, when fully mounted, IP65, IP66	Rated current	4 A
Rated voltage	250 V	Shock and vibration proof according to	Section B
Temperature range of housing	-40 ... +85 °C	Threaded ring material	Diecast zinc
Tightening torque	M12: 0.8 - 1.2 Nm	Version	pin, 90°; - socket 90°;
jumpered	No		

Electrical properties

Insulation strength	10 ⁸ Ω	Rated voltage	250 V
---------------------	-------------------	---------------	-------

General standards

Certificate no. (cULus)	E307231	Connector standard	IEC 61076-2-101
-------------------------	---------	--------------------	-----------------

Standards

Connector standard	IEC 61076-2-101	Shock and vibration proof according to	Section B
--------------------	-----------------	--	-----------

Classifications

ETIM 6.0	EC001855	ETIM 7.0	EC001855
ETIM 8.0	EC001855	ECLASS 9.0	27-06-03-11
ECLASS 9.1	27-06-03-11	ECLASS 10.0	27-06-03-11
ECLASS 11.0	27-06-03-11	ECLASS 12.0	27-06-03-11

Data sheet

SAIL-M12WM12W-3-10V

Weidmüller Interfaces GmbH & Co. KG

Postfach 3030

32760 Detmold

Tel. +49 5231 14-0

Fax. +49 5231 14-2083

info@weidmueller.com

www.weidmueller.com

Technical data

Environmental Product Compliance

REACH SVHC	Lead 7439-92-1	
SCIP	1c533b66-fcff-4da5-b89f-fd55fbf5cb55	

Approvals

Approvals



ROHS	Conform
UL File Number Search	UL Website
Certificate no. (cULus)	E307231

Downloads

Engineering Data	WSCAD
Product Change Notification	DE - Technische Änderung zu M12 Gewinding mit 6-Kant EN - Technical change to M12 nut with additional hexagonal mounting
Catalogues	Catalogues in PDF-format
Brochures	FL FIELDWIRING EN FL FIELDWIRING EN

SAIL-M12WM12W-3-10V

Weidmüller Interfaces GmbH & Co. KG

Postfach 3030

32760 Detmold

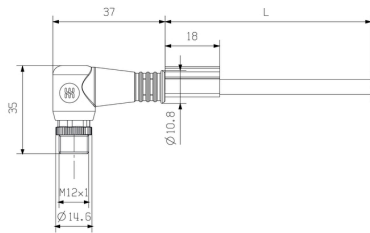
Tel. +49 5231 14-0

Fax. +49 5231 14-2083

Drawings

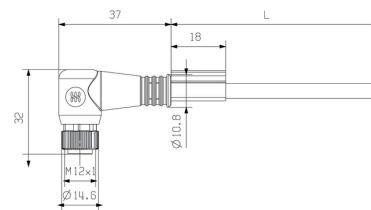
info@weidmueller.com

Dimensioned drawing



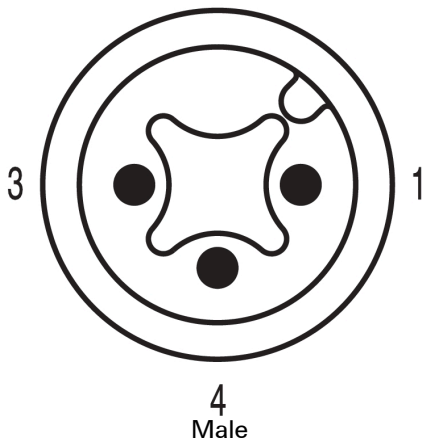
Male, angled

Dimensioned drawing



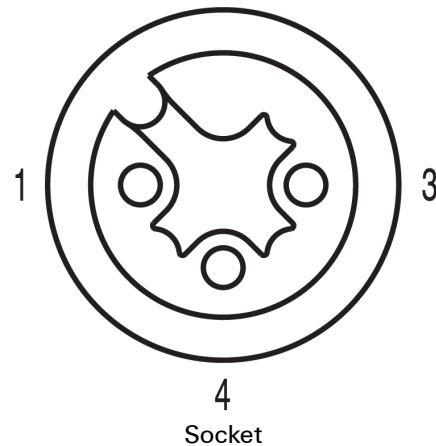
Angled socket

Pole scheme



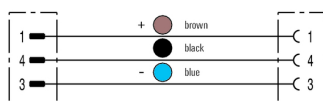
4
Male

Pole scheme



4
Socket

Wiring diagram



The ideal tool: Screwty® with torque function



Light, securely screwed-in round plug-in connectors. Screwty set DM / VPE: 1 / Order No.: 1920000000 Adapters: M12, M12 F, M8, M8 F