

SAIL-M8GM8G-3-3.0V

Weidmüller Interfaces GmbH & Co. KG

Postfach 3030

32760 Detmold

Tel. +49 5231 14-0

Fax. +49 5231 14-2083

info@weidmueller.com

www.weidmueller.com



Sensor/actuator cables are used for wiring sensors and actuators and for transmitting data or power in various applications. The moulded cable offers connected and tested connection of the plug-in connector to the cable ex-works. The cables may be exposed to a wide range of conditions, such as humidity, dust, heat, cold, shock or vibration.

Our developers have focused specifically on this issue and designed a host of different M8 and M12 sensor-actuator cables so you are bound to find the solution you need for your application.

Is there something you have not managed to find or you feel needs explanation? Talk to us!

General ordering data

| | |
|------------|---|
| Version | Sensor/actuator line, Connecting line, M8 / M8, Number of poles : 3, 3 m, pin, straight - socket, straight, Shielded: No, LED: No, Sheath material: PVC, Halogen: Yes |
| Order No. | 1927150300 |
| Type | SAIL-M8GM8G-3-3.0V |
| GTIN (EAN) | 4032248574674 |
| Qty. | 1 pc(s). |

SAIL-M8GM8G-3-3.0V

Weidmüller Interfaces GmbH & Co. KG

Postfach 3030

32760 Detmold

Tel. +49 5231 14-0

Fax. +49 5231 14-2083

info@weidmueller.com

www.weidmueller.com

Technical data**Dimensions and weights**

Net weight 94 g

Temperatures

Operating temperature, min. -25 °C

Operating temperature, max. 80 °C

Technical specifications for cable

| | | | |
|--|----------------------|---------------------------|----------------------|
| Cable length | 3 m | Colour coding | brown, blue, black |
| Configurable cable length | No | Core cross-section | 0.25 mm ² |
| Halogen | Yes | Insulation | PVC |
| Irradiation crosslinked | No | Number of poles | 3 |
| Outer cladding in accordance with UL AWM style | 2464 (80 °C / 300 V) | Outside diameter | 4.5 mm ± 0.2 mm |
| Resistant to welding beads | No | Sheath material | PVC |
| Sheathing colour | black | Shielded | No |
| Suitable for cable carriers | No | Temperature range, moving | -5...80 °C |
| Temperature range, stationary | -30...80 °C | Torsion resistance | 0 °/m |
| Welding spark resistance | No | | |

General technical data

| | | | |
|------------------------|---|------------------------------|------------------|
| Coding | A | Connection thread | M8 / M8 |
| Contact surface | Gold-plated | Housing main material | PUR |
| Insulation strength | 10 ⁸ Ω | LED | No |
| Plugging cycles | ≥ 100 | Pollution severity | 3 |
| Protection degree | IP65, IP66, IP67, IP68, when screwed in | Rated current | 4 A |
| Rated voltage | 60 V | Temperature range of housing | -40 ... +85 °C |
| Threaded ring material | Brass, nickel-plated | Tightening torque | M8: 0.5 - 0.6 Nm |
| Version | pin, straight - socket, straight | jumpered | No |

Electrical propertiesInsulation strength 10⁸ Ω Rated voltage 60 V**General standards**

Certificate no. (cULus) E307231 Connector standard IEC 61076-2-104

Standards

Connector standard IEC 61076-2-104

Classifications

| | | | |
|-------------|-------------|-------------|-------------|
| ETIM 6.0 | EC001855 | ETIM 7.0 | EC001855 |
| ETIM 8.0 | EC001855 | ECLASS 9.0 | 27-06-03-11 |
| ECLASS 9.1 | 27-06-03-11 | ECLASS 10.0 | 27-06-03-11 |
| ECLASS 11.0 | 27-06-03-11 | ECLASS 12.0 | 27-06-03-11 |

SAIL-M8GM8G-3-3.0V**Weidmüller Interfaces GmbH & Co. KG**

Postfach 3030

32760 Detmold

Tel. +49 5231 14-0

Fax. +49 5231 14-2083

info@weidmueller.comwww.weidmueller.com**Technical data****Environmental Product Compliance**

| | |
|------------|--------------------------------------|
| REACH SVHC | Lead 7439-92-1 |
| SCIP | 1c533b66-fcff-4da5-b89f-fd55fbf5cb55 |

Approvals

Approvals



| | |
|-------------------------|------------|
| ROHS | Conform |
| UL File Number Search | UL Website |
| Certificate no. (cULus) | E307231 |

Downloads

| | |
|------------------|--|
| Engineering Data | WSCAD |
| Catalogues | Catalogues in PDF-format |
| Brochures | FL FIELDWIRING EN FL FIELDWIRING EN |

SAIL-M8GM8G-3-3.0V

Weidmüller Interfaces GmbH & Co. KG

Postfach 3030

32760 Detmold

Tel. +49 5231 14-0

Fax. +49 5231 14-2083

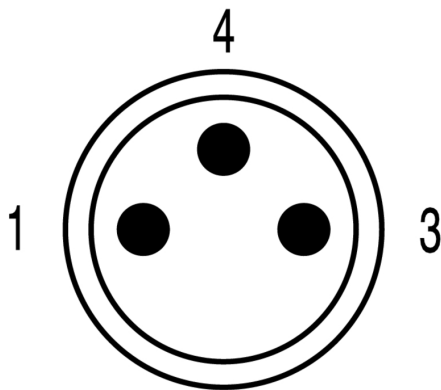
Drawings

Dimensioned drawing



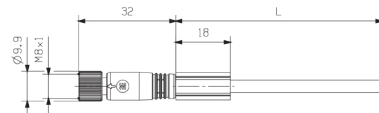
Male, straight

Pole scheme



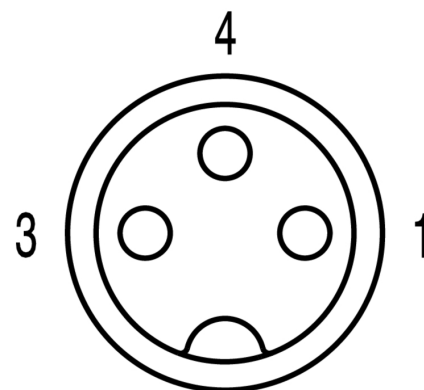
Male

Dimensioned drawing info@weidmueller.com



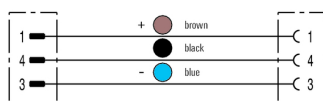
Straight socket

Pole scheme



Socket

Wiring diagram



The ideal tool: Screwty® with torque function



Light, securely screwed-in round plug-in connectors. Screwty set DM / VPE: 1 / Order No.: 1920000000 Adapters: M12, M12 F, M8, M8 F