

## SAIL-M8BW-3L50V

**Weidmüller Interfaces GmbH & Co. KG**

Postfach 3030

32760 Detmold

Tel. +49 5231 14-0

Fax. +49 5231 14-2083

info@weidmueller.com

www.weidmueller.com



Sensor/actuator cables are used for wiring sensors and actuators and for transmitting data or power in various applications. The moulded cable offers connected and tested connection of the plug-in connector to the cable ex-works. The cables may be exposed to a wide range of conditions, such as humidity, dust, heat, cold, shock or vibration.

Our developers have focused specifically on this issue and designed a host of different M8 and M12 sensor-actuator cables so you are bound to find the solution you need for your application.

Is there something you have not managed to find or you feel needs explanation? Talk to us!

### General ordering data

Version	Sensor/actuator line, One end without connector, M12 / M8, Number of poles : 3, 50 m, Socket, angled, Shielded: No, LED: Yes, Sheath material: PVC, Halogen: Yes
Order No.	<a href="#">1927355000</a>
Type	SAIL-M8BW-3L50V
GTIN (EAN)	4050118234527
Qty.	1 pc(s).

**SAIL-M8BW-3L50V**

Weidmüller Interfaces GmbH &amp; Co. KG

Postfach 3030

32760 Detmold

Tel. +49 5231 14-0

Fax. +49 5231 14-2083

info@weidmueller.com

www.weidmueller.com

**Technical data****Dimensions and weights**

Net weight 400 g

**Technical specifications for cable**

Cable length	50 m	Colour coding	brown, blue, black
Configurable cable length	No	Core cross-section	0.25 mm <sup>2</sup>
Halogen	Yes	Insulation	PVC
Irradiation crosslinked	No	Number of poles	3
Outer cladding in accordance with UL AWM style	2464 (80 °C / 300 V)	Outside diameter	4.5 mm ± 0.2 mm
Resistant to welding beads	No	Sheath material	PVC
Sheathing colour	black	Shielded	No
Suitable for cable carriers	No	Temperature range, moving	-5...80 °C
Temperature range, stationary	-30...80 °C	Torsion resistance	0 °/m
Welding spark resistance	No		

**General technical data**

Coding	A	Connection thread	M12 / M8
Contact surface	Gold-plated	Housing main material	PUR
Insulation strength	10 <sup>8</sup> Ω	LED	Yes
Plugging cycles	≥ 100	Pollution severity	3
Protection degree	IP67, IP68, when screwed in, IP65, IP66	Rated current	4 A
Rated voltage	24 V	Temperature range of housing	-40 ... +85 °C
Threaded ring material	Brass, nickel-plated	Version	Socket, angled
jumpered	No		

**Electrical properties**Insulation strength 10<sup>8</sup> Ω      Rated voltage 24 V**General standards**

Certificate No. (UL) E307231      Connector standard IEC 61076-2-101, IEC 61076-2-104

**Standards**

Connector standard IEC 61076-2-101, IEC 61076-2-104

**Classifications**

ETIM 6.0	EC001855	ETIM 7.0	EC001855
ETIM 8.0	EC001855	ECLASS 9.0	27-06-03-11
ECLASS 9.1	27-06-03-11	ECLASS 10.0	27-06-03-11
ECLASS 11.0	27-06-03-11	ECLASS 12.0	27-06-03-11

**Environmental Product Compliance**REACH SVHC Lead 7439-92-1  
SCIP 1c533b66-fcff-4da5-b89f-fd55fbf5cb55

Creation date March 16, 2023 8:36:43 PM CET

Catalogue status 03.03.2023 / We reserve the right to make technical changes.

**Data sheet****SAIL-M8BW-3L50V****Weidmüller Interfaces GmbH & Co. KG**

Postfach 3030

32760 Detmold

Tel. +49 5231 14-0

Fax. +49 5231 14-2083

[info@weidmueller.com](mailto:info@weidmueller.com)[www.weidmueller.com](http://www.weidmueller.com)**Technical data****Approvals**

Approvals



ROHS Conform

UL File Number Search [UL Website](#)

Certificate No. (UL) E307231

**Downloads**Engineering Data [CAD data – STEP](#)Catalogues [Catalogues in PDF-format](#)Brochures [FL FIELDWIRING EN](#)

**SAIL-M8BW-3L50V**

**Weidmüller Interfaces GmbH & Co. KG**

Postfach 3030

32760 Detmold

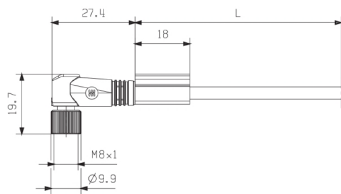
Tel. +49 5231 14-0

Fax. +49 5231 14-2083

info@weidmueller.com

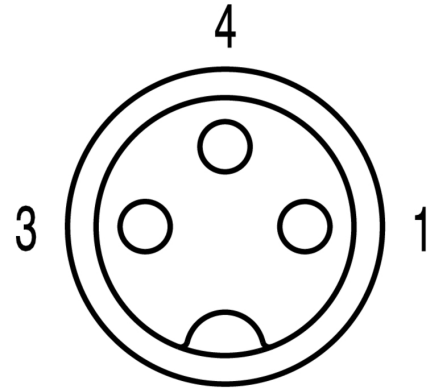
**Drawings**

**Dimensioned drawing**



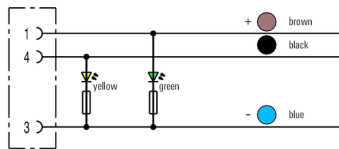
Angled socket

**Pole scheme**



Socket

**Wiring diagram**



**The ideal tool: Screwty<sup>®</sup> with torque function**



Light, securely screwed-in round plug-in connectors. Screwty set DM / VPE: 1 / Order No.: 1920000000 Adapters: M12, M12 F, M8, M8 F