

SAIL-M8BW-4L10V

Weidmüller Interface GmbH & Co. KG

Klingenbergstraße 26

D-32758 Detmold

Germany

www.weidmueller.com



Sensor/actuator cables are used for wiring sensors and actuators and for transmitting data or power in various applications. The moulded cable offers connected and tested connection of the plug-in connector to the cable ex-works. The cables may be exposed to a wide range of conditions, such as humidity, dust, heat, cold, shock or vibration.

Our developers have focused specifically on this issue and designed a host of different M8 and M12 sensor-actuator cables so you are bound to find the solution you need for your application.

Is there something you have not managed to find or you feel needs explanation? Talk to us!

General ordering data

| | |
|------------|--|
| Version | Sensor/actuator line, One end without connector, M8, Number of poles : 4, 10 m, Socket, angled, Shielded: No, LED: Yes, Sheath material: PVC, Halogen: Yes |
| Order No. | 1927361000 |
| Type | SAIL-M8BW-4L10V |
| GTIN (EAN) | 4032248575992 |
| Qty. | 1 pc(s). |

Creation date March 16, 2023 8:48:50 PM CET

SAIL-M8BW-4L10V

Weidmüller Interface GmbH & Co. KG

Klingenbergstraße 26

D-32758 Detmold

Germany

www.weidmueller.com

Technical data

Dimensions and weights

Net weight 332 g

Temperatures

Operating temperature, min. -25 °C Operating temperature, max. 80 °C

Technical specifications for cable

| | | | |
|--|----------------------|---------------------------|---------------------------|
| Cable length | 10 m | Colour coding | brown, white, blue, black |
| Configurable cable length | No | Core cross-section | 0.25 mm ² |
| Halogen | Yes | Insulation | PVC |
| Irradiation crosslinked | No | Number of poles | 4 |
| Outer cladding in accordance with UL AWM style | 2464 (80 °C / 300 V) | Outside diameter | 4.8 mm ± 0.2 mm |
| Resistant to welding beads | No | Sheath material | PVC |
| Sheathing colour | black | Shielded | No |
| Suitable for cable carriers | No | Temperature range, moving | -5...80 °C |
| Temperature range, stationary | -30...80 °C | Torsion resistance | 0 °/m |
| Welding spark resistance | No | | |

General technical data

| | | | |
|------------------------|---|------------------------------|------------------|
| Coding | A | Connection thread | M8 |
| Contact surface | Gold-plated | Housing main material | PUR |
| Insulation strength | 10 ⁸ Ω | LED | Yes |
| Plugging cycles | ≥ 100 | Pollution severity | 3 |
| Protection degree | IP67, IP68, when screwed in, IP65, IP66 | Rated current | 4 A |
| Rated voltage | 24 V | Temperature range of housing | -40 ... +85 °C |
| Threaded ring material | Brass, nickel-plated | Tightening torque | M8: 0.5 - 0.6 Nm |
| Version | Socket, angled | jumpered | No |

Electrical properties

Insulation strength 10⁸ Ω Rated voltage 24 V

General standards

Certificate No. (CSA) 200039-2372994 Certificate No. (UL) E307231
Connector standard IEC 61076-2-104

Standards

Connector standard IEC 61076-2-104

Classifications

| | | | |
|-------------|-------------|-------------|-------------|
| ETIM 6.0 | EC001855 | ETIM 7.0 | EC001855 |
| ETIM 8.0 | EC001855 | ECLASS 9.0 | 27-06-03-11 |
| ECLASS 9.1 | 27-06-03-11 | ECLASS 10.0 | 27-06-03-11 |
| ECLASS 11.0 | 27-06-03-11 | ECLASS 12.0 | 27-06-03-11 |

SAIL-M8BW-4L10V

Weidmüller Interface GmbH & Co. KG
Klingenbergstraße 26
D-32758 Detmold
Germany

www.weidmueller.com

Technical data**Environmental Product Compliance**

| | |
|------------|--------------------------------------|
| REACH SVHC | Lead 7439-92-1 |
| SCIP | 1c533b66-fcff-4da5-b89f-fd55fbf5cb55 |

Approvals

Approvals



| | |
|-----------------------|------------|
| ROHS | Conform |
| UL File Number Search | UL Website |
| Certificate No. (UL) | E307231 |

Downloads

| | |
|------------------|--|
| Engineering Data | WSCAD |
| Catalogues | Catalogues in PDF-format |
| Brochures | FL FIELDWIRING EN |

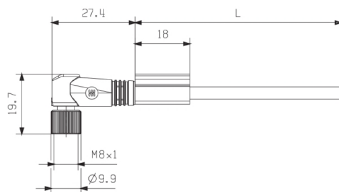
SAIL-M8BW-4L10V

Weidmüller Interface GmbH & Co. KG
Klingenbergstraße 26
D-32758 Detmold
Germany

www.weidmueller.com

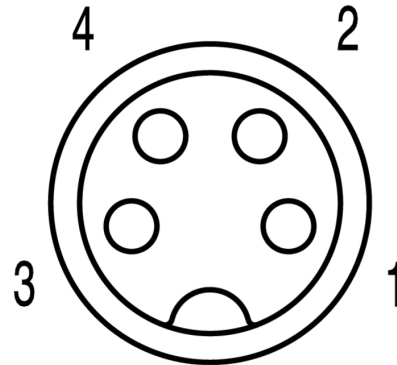
Drawings

Dimensioned drawing



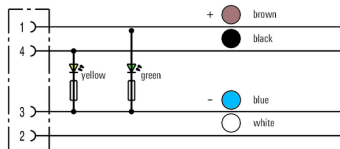
Angled socket

Pole scheme



Socket

Wiring diagram



The ideal tool: Screwty[®] with torque function



Light, securely screwed-in round plug-in connectors. Screwty set DM / VPE: 1 / Order No.: 1920000000 Adapters: M12, M12 F, M8, M8 F