

SAIL-M23GM23G-MM19-7.0U

Weidmüller Interfaces GmbH & Co. KG

Postfach 3030

32760 Detmold

Tel. +49 5231 14-0

Fax. +49 5231 14-2083

info@weidmueller.com

www.weidmueller.com



Sensor/actuator cables are used for wiring sensors and actuators and for transmitting data or power in various applications. The moulded cable offers connected and tested connection of the plug-in connector to the cable ex-works. The cables may be exposed to a wide range of conditions, such as humidity, dust, heat, cold, shock or vibration.

The M23 cables offer: high mating frequency, high current carrying capacity and high-density contacts coupled with minimal dimensions.

Is there something you have not managed to find or you feel needs explanation? Talk to us!

General ordering data

Version	Sensor/actuator line, Connecting line, M23 / M23, Number of poles: 19, 7 m, pin, straight - socket, straight, Shielded: No, LED: No, Sheath material: PUR, Halogen: No
Order No.	1935510700
Type	SAIL-M23GM23G-MM19-7.0U
GTIN (EAN)	4032248603220
Qty.	1 pc(s).

SAIL-M23GM23G-MM19-7.0U

Weidmüller Interfaces GmbH & Co. KG

Postfach 3030

32760 Detmold

Tel. +49 5231 14-0

Fax. +49 5231 14-2083

info@weidmueller.com

www.weidmueller.com

Technical data

Dimensions and weights

Net weight	973 g	www.weidmueller.com
------------	-------	---------------------

Temperatures

Operating temperature, min.	-25 °C	Operating temperature, max.	80 °C
-----------------------------	--------	-----------------------------	-------

Technical specifications for cable

Bending cycles	2 Mio	Bending radius, min., moving	10 x cable diameter
Cable length	7 m	Colour coding	violet, red, grey, red / blue, green, blue, grey / pink, white / green, white / yellow, white / grey, black, Green/yellow, Yellow / brown, brown / green, white, yellow, pink, grey / brown, brown
Core in accordance with UL AWM style	10493 (80 °C / 300 V)	Halogen	No
Insulation	TPM	Irradiation crosslinked	No
Number of poles	19	Outer cladding in accordance with UL AWM style	21198 (80 °C / 300 V)
Outside diameter	9.1 mm ± 0.3 mm	Resistant to welding beads	No
Sheath material	PUR	Sheathing colour	black
Shielded	No	Suitable for cable carriers	Yes
Temperature range, moving	-25...80 °C	Temperature range, stationary	-50...80 °C
Torsion resistance	0 °/m	Welding spark resistance	No
Wire cross section (Print/Online)	3 x 0.75 mm ² + 16 x 0.34 mm ²		

General technical data

Connection side version	Connection side	1
	Connection thread	M23
	Type of contact	Pin
	Type of thread	Inner thread
	Outlet direction	straight
	Connection side	2
	Connection thread	M23
	Type of contact	Socket
	Type of thread	External thread
	Outlet direction	straight
Connection side version 1	M23, Pin, Inner thread, straight	
Connection side version 2	M23, Socket, External thread, straight	
Connection thread	M23 / M23	
Contact surface	Gold-plated	
Housing main material	PUR	
Insulation strength	10 ¹² Ω	
LED	No	
Plugging cycles	≥ 50	
Pollution severity	2	
Protection degree	IP67	
Rated current	8 A	
Rated voltage	120 V	
Temperature range of housing	-25...+80 °C	
Threaded ring material	Diecast zinc	
Tightening torque	M23: 2.5 Nm	

Creation date March 16, 2023 8:57:33 PM CET

SAIL-M23GM23G-MM19-7.0U

Weidmüller Interfaces GmbH & Co. KG

Postfach 3030

32760 Detmold

Tel. +49 5231 14-0

Fax. +49 5231 14-2083

info@weidmueller.com

Technical data

www.weidmueller.com

Version	pin, straight - socket, straight
jumpered	No

Electrical properties

Insulation strength	10 ¹² Ω	Rated voltage	120 V
---------------------	--------------------	---------------	-------

Classifications

ETIM 6.0	EC001855	ETIM 7.0	EC001855
ETIM 8.0	EC001855	ECLASS 9.0	27-06-03-11
ECLASS 9.1	27-06-03-11	ECLASS 10.0	27-06-03-11
ECLASS 11.0	27-06-03-11	ECLASS 12.0	27-06-03-11

Environmental Product Compliance

REACH SVHC	Lead 7439-92-1
SCIP	e8d8af70-4c85-4483-bc8c-9bc5b598e2a9

Approvals

Approvals



ROHS	Conform
------	---------

Downloads

Engineering Data	WSCAD
Catalogues	Catalogues in PDF-format
Brochures	FL FIELDWIRING EN

SAIL-M23GM23G-MM19-7.0U

Weidmüller Interfaces GmbH & Co. KG

Postfach 3030

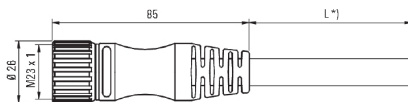
32760 Detmold

Tel. +49 5231 14-0

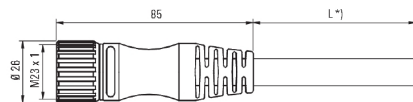
Fax. +49 5231 14-2083

Drawings

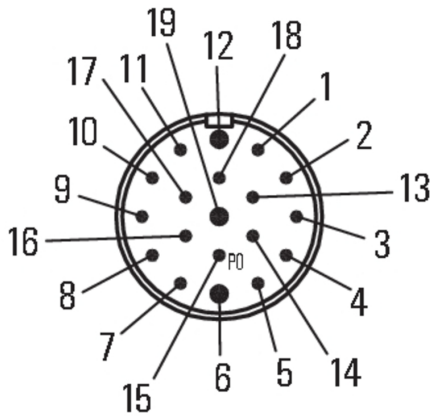
Dimensioned drawing



Dimensioned drawing info@weidmueller.com



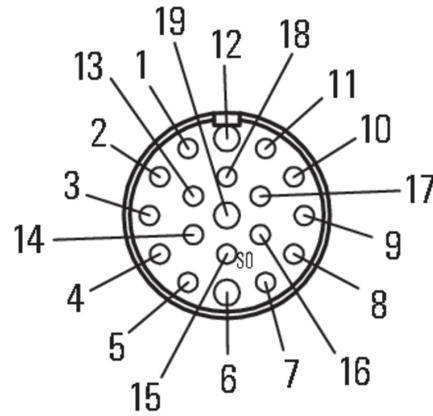
Pole scheme



Male

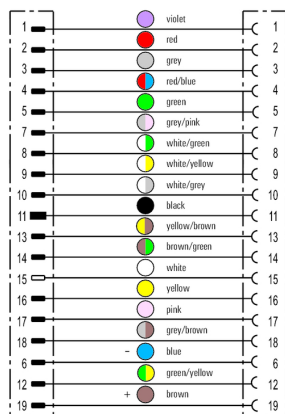
Straight socket

Pole scheme



Socket

Wiring diagram



The ideal tool: Screwty® with torque function



Light, securely screwed-in round plug-in connectors. Screwty set DM / VPE: 1 / Order No.: 1920000000 Adapters: M12, M12 F, M8, M8 F