

SAIL-M12GM8G-4-0.5V

Weidmüller Interface GmbH & Co. KG
 Klingenbergstraße 26
 D-32758 Detmold
 Germany

www.weidmueller.com



Sensor/actuator cables are used for wiring sensors and actuators and for transmitting data or power in various applications. The moulded cable offers connected and tested connection of the plug-in connector to the cable ex-works. The cables may be exposed to a wide range of conditions, such as humidity, dust, heat, cold, shock or vibration.

Our developers have focused specifically on this issue and designed a host of different M8 and M12 sensor-actuator cables so you are bound to find the solution you need for your application.

Is there something you have not managed to find or you feel needs explanation? Talk to us!

General ordering data

Version	Sensor/actuator line, Connecting line, M12 / M8, Number of poles : 4, 0.5 m, pin, straight - socket, straight, Shielded: No, LED: No, Sheath material: PVC, Halogen: Yes
Order No.	1938200050
Type	SAIL-M12GM8G-4-0.5V
GTIN (EAN)	4050118592757
Qty.	1 Stück

Erstellungs-Datum May 30, 2023 3:50:44 PM CEST

Katalogstand 26.05.2023 / Technische Änderungen vorbehalten

SAIL-M12GM8G-4-0.5V

Weidmüller Interface GmbH & Co. KG
 Klingenbergstraße 26
 D-32758 Detmold
 Germany

www.weidmueller.com

Technische Daten

Dimensions and weights

Net weight 33 g

Technical specifications for cable

Cable length	0.5 m	Colour coding	brown, white, blue, black
Configurable cable length	No	Core cross-section	0.25 mm ²
Halogen	Yes	Insulation	PVC
Irradiation crosslinked	No	Number of poles	4
Outer cladding in accordance with UL AWM style	2464 (80 °C / 300 V)	Outside diameter	4.8 mm ± 0.2 mm
Resistant to welding beads	No	Sheath material	PVC
Sheathing colour	black	Shielded	No
Suitable for cable carriers	No	Temperature range, moving	-5...80 °C
Temperature range, stationary	-30...80 °C	Torsion resistance	0 °/m
Welding spark resistance	No		

General technical data

Connection thread	M12 / M8	Contact surface	Gold-plated
Housing main material	PUR	Insulation strength	10 ⁸ Ω
LED	No	Plugging cycles	≥ 100
Pollution severity	3	Protection degree	IP67, IP68, when fully mounted, IP65, IP66
Rated current	4 A	Rated voltage	30 V
Temperature range of housing	-40 ... +85 °C	Threaded ring material	Diecast zinc
Version	pin, straight - socket, straight	jumpered	No

Electrical properties

Insulation strength 10⁸ Ω Rated voltage 30 V

Plug

Plug	Cable side	left
	Version of contact face	M12
	Coding of plug	A
	Protection degree (IP)	IP69
	Gender of contact	male contact
	Outlet direction	straight
	Housing main material	Plastic
	Shielding available	No
	Cable side	right
	Version of contact face	M8
	Protection degree (IP)	IP69
	Gender of contact	female contact
	Outlet direction	straight
	Housing main material	Plastic
	Status indicator available	Yes
	Status indicator	LED
Shielding available	No	
Plug left	M12, A, IP69, male contact, straight, Plastic, unshielded	
Plug right	M8, IP69, female contact, straight, Plastic, LED, unshielded	

SAIL-M12GM8G-4-0.5V

Weidmüller Interface GmbH & Co. KG
 Klingenbergstraße 26
 D-32758 Detmold
 Germany

www.weidmueller.com

Technische Daten

Classifications

ETIM 6.0	EC001855	ETIM 7.0	EC001855
ETIM 8.0	EC001855	ECLASS 9.0	27-06-03-11
ECLASS 9.1	27-06-03-11	ECLASS 10.0	27-06-03-11
ECLASS 11.0	27-06-03-11	ECLASS 12.0	27-06-03-11

Environmental Product Compliance

REACH SVHC	Lead 7439-92-1
SCIP	1c533b66-fcff-4da5-b89f-fd55fbf5cb55

Approvals

Approvals



ROHS	Conform
------	---------

Downloads

Product Change Notification	DE - Technische Änderung zu M12 Gewinding mit 6-Kant EN - Technical change to M12 nut with additional hexagonal mounting
Catalogues	Catalogues in PDF-format

SAIL-M12GM8G-4-0.5V

Weidmüller Interface GmbH & Co. KG
 Klingenbergstraße 26
 D-32758 Detmold
 Germany

www.weidmueller.com

Zeichnungen

Dimensioned drawing

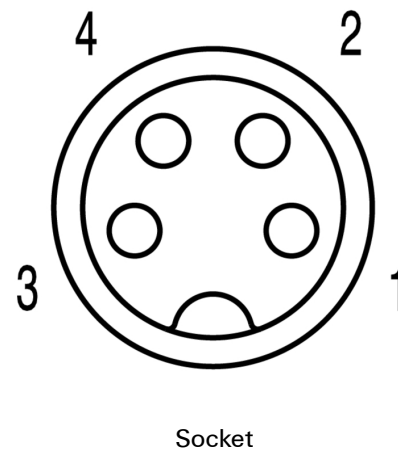
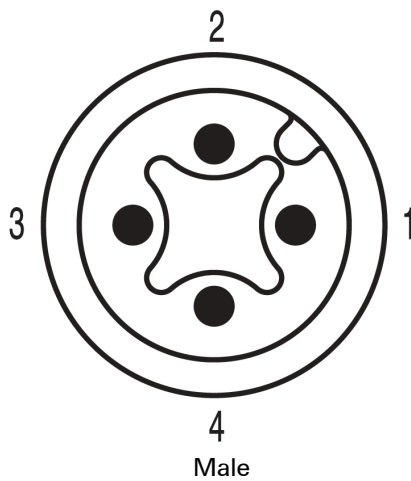
Dimensioned drawing

Male, straight

Straight socket

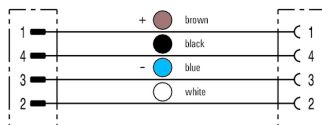
Pole scheme

Pole scheme



Wiring diagram

The ideal tool: Screwty® with torque function



Light, securely screwed-in round plug-in connectors. Screwty set DM / VPE: 1 / Order No.: 1920000000 Adapters: M12, M12 F, M8, M8 F